

Features

- Multi-Rating Cap Supplied (5.5" Only)
- North American Made
- Less Inventory Required!
- Versatile!
- Time Saver!
- Easy Installations!
- Different Capacitor/Speed Combos
- Reversing Plug
- Resilient Rings (Direct Drive)
- Extended Thru Bolts
- Belly Band, Thru Bolts or Shell Holes
- Rheem Mounting Holes in Shell (Direct Drive)

FREE CAPACITOR
 All-Purpose Capacitor
 Multi-Rating
 5, 7.5, 10, 12.5 & 15 MFD

5.5" Blower Motor - Multi-HP

5.5" Multi-HP Motors
 Condenser Fan & Direct Drive

- 1/6-1/2 HP
- 4 Speed
- 115 Volt
- 1075 RPM
- Sleeve Bearing



R6-R43600

Dont Forget


A8617
 5.0" & 5.5"
 9" & 10" Bolt Circle
 Individually Boxed



5.5" Condenser Fan Motor - Multi HP

Condenser Fan Motors
 Multi-Fit & Multi-HP

- 1/5-1/2 HP
- 2 Speed
- 208/230 Volt
- 1075 RPM
- Ball Bearing



M2-R22605

5.0" Condenser Fan Motor - Multi-Fit

4.42BC


AOS/Westinghouse Design
 Emerson 42-Frame (5" dia.)

4.62BC

GE 42-Frame (5" dia.)
 Fasco 42-Frame (5" dia.)
 AOS/Universal Electric Design

4.33BC

Emerson Clam-Shell
 GE Cap-Can




Dont Forget

36-7-370440
 Dual Voltage 7MFD Capacitor



M4-R2723



5.5" Direct Drive Motors - Multi-HP

TruckStock™
PREMIUM

Part #	HP	Spd.	RPM	Volt	Amps	Capacitor (370V)	Bearing	Leads	Body	Shaft	Cross Reference
R6-R43600	1/2	All	1075	115	7.0	10 mfd	Sleeve	26"	4.86"	1/2"×5"	51-23012-41, D2835, X077, FDL6001A
	1/3	All			6.7						
	1/4	Lo, Med-Lo, Med-Hi			4.4						
	1/5	Low, Med-Lo			3.2						
	1/6	Lo			2.4						
R6-R43601	1/2	All	1075	208-230	3.9	10 mfd	Sleeve	26"	4.86"	1/2"×5"	51-23022-41, D833, X073, FD6000A
	1/3	All			3.6						
	1/4	Lo, Med-Lo, Med-Hi			2.5						
	1/5	Lo, Med-Lo			1.8						
	1/6	Lo			1.3						
R6-R43602	3/4	All	1075	115	9.1	10 mfd	Ball	38"	4.86"	1/2"×5"	5470, 3466, D2834, X074, FDL6002A
	1/2	All			6.8						
	1/3	All			5.5						
	1/4	Lo, Med-Lo, Med-Hi			3.0						
	1/5	Lo, Med-Lo			2.3						
R6-R43603	3/4	All	1075	208-230	3.9	10 mfd	Ball	38"	4.86"	1/2"×5"	5471, 3467, D2833, X075, FD6001A
	1/2	All			3.6						
	1/3	All			3.0						
	1/4	Lo, Med-Lo, Med-Hi			2.3						
	1/5	Lo, Med-Lo			2.0						

* Motor is approximately 10% stronger and has higher starting torque for 1/6, 1/5, 1/4 and 1/3 HP rating with the 7.5 mfd 370VAC capacitor.

5.5" Direct Drive Motors - Multi-HP

TruckStock™
STANDARD

Dont Forget your capacitor



Part #	HP	Spd.	RPM	Volt	Amps	Cap	Bearing	Leads	Body	Shaft	Cross Reference
R6-R43463	1/2-1/6	Four	1075	115	7.0	10/370, 7.5/370, 5/370	Sleeve	38"	4.86"	1/2"×5"	WG840463, SE3463, EM3463
R6-R43464	1/2-1/6	Four	1075	208-230	3.9	10/370, 7.5/370, 5/370	Sleeve	38"	4.86"	1/2"×5"	WG840464, SE3464, EM3464
R6-R43466	3/4-1/5	Four	1075	115	9.1	10/370, 7.5/370, 5/370	Sleeve	38"	4.86"	1/2"×5"	WG840466, SE3466, EM3466
R6-R43467	3/4-1/5	Four	1075	208-230	3.9	10/370, 7.5/370, 5/370	Sleeve	38"	4.86"	1/2"×5"	WG840467, SE3467, EM3467

5.5" Condenser Fan Motors - Multi-HP

TruckStock™
PREMIUM

Part #	HP	Spd.	RPM	Volt	Amps	Cap. (370V)		Bearing	Leads	Body	Shaft	Cross Reference	
						208V	230V						
M2-R22601	1/3, 1/4	High	825	208-230	1.9, 1.5	10	mfd	7.5	Ball	36"	5.24"	1/2"×5"	5464, 5464H, 3469, 3469HS, D2826, FE6001F
	1/5, 1/6	Low			1.2, 1.0								
M2-R22603	1/2, 1/3	High	825	208-230	2.4, 1.7	12.5	mfd	10	Ball	36"	5.61"	1/2"×6"	FE6003F
	1/4, 1/5	Low			1.4, 1.1								
M2-R22600	1/3, 1/4	High	1075	208-230	2.8, 2.0	7.5	mfd	5	Sleeve	36"	4.86"	1/2"×6"	-
	1/5, 1/6	Low			1.7, 1.5								
M2-R22605	1/3, 1/4	High	1075	208-230	2.8, 2.0	7.5	mfd	5	Ball	36"	4.86"	1/2"×6"	5462, 5462H, 3465, 3465HS, D2827, X072, FE6000F
	1/5, 1/6	Low			1.7, 1.5								
M2-R22602	1/2, 1/3	High	1075	208-230	3.9, 2.2	12.5	mfd	10	Ball	36"	5.24"	1/2"×5"	5465, 5465H, 3468, 3468HS, X076, FE6002F
	1/4, 1/5	Low			1.6, 1.3								
M2-R22604	3/4, 1/2	High	1075	208-230	5.3, 3.0	15	mfd	12.5	Ball	36"	5.87"	1/2"×6"	FE6004F
	1/3, 1/4	Low			1.9, 1.0								

5.5" Condenser Fan Motors - Multi-HP

TruckStock™
STANDARD

Dont Forget your capacitor



Part #	HP	Spd.	RPM	Volt	Amps	Cap	Bearing	Leads	Body	Shaft	Cross Reference
M2-R23469	1/3-1/5	Two	825	208-230	1.9-1.2	10/370 or 7.5/370	Ball	26"	5.24"	1/2"×6"	WG840469, SE3469, EM3469
M2-R23465	1/3-1/5	Two	1075	208-230	2.8-1.7	7.5/370 or 5/370	Ball	26"	4.86"	1/2"×6"	WG840465, SE3465, EM3465
M2-R23468	1/2-1/4	Two	1075	208-230	3.9-1.6	12.5/370 or 10/370	Ball	26"	5.24"	1/2"×6"	WG840468, SE3468, EM3468

5.0" Condenser Fan Motors - Multi-Fit

TruckStock™
PREMIUM

Part #	HP	Volts	Amps	RPM	Dia	Rot	Type	Body	Shaft
M4-R2722	1/8, 1/10, 1/12	208/230	0.9	1/1075	5.0"	Rev	5/370	4.0"	1/2" x 3"
M4-R2723	1/4, 1/5, 1/6	208/230	2.0	1/1075	5.0"	Rev	7.5/370	4.5"	1/2" x 3"
M4-R2724	1/4, 1/5, 1/6	208/230	1.6	1/1625	5.0"	Rev	5/370	4.5"	1/2" x 3"

For more info on these & many other TruckStock parts, visit www.rotom.com