







FAQs: Flash™ Detect UV Dye + Flash™ Detect Inject UV Dye

1. Are Flash™ Detect and Flash™ Detect Inject compatible with all oils and refrigerants?

Yes, both are compatible with all oils and refrigerants. Flash™ uses the systems refrigerant to inject without the use of propellants such as propane, isobutane, or hydrocarbons. Use as per application guidelines below:

SIZE SYSTEM	PRODUCT APPLICATION	Flash™ Detect UV Dye	Flash™ Detect Inject UV Dye
SMALL/MEDIUM SYSTEMS Up to 5 tons/17 kW	1 Flash™ Detect or Flash™ Detect Inject	PN# 980 	PN# 990 
LARGE SYSTEMS 6+ tons/20+ kW	1 Flash™ Detect or Flash™ Detect Inject for every 64oz./1.8L of system oil	PN# 980 	PN# 990 

2. Why should Flash™ Detect be used?

Flash™ Detect should be used to pinpoint the location of a leak in a HVAC/R system. Flash™ Detect can also be used before an HVAC/R system has developed leaks, to reveal future leaks as they occur.

3. How does Flash™ Detect work?

Flash™ Detect is a high resolution universal ultraviolet dye that visibly fluoresces at 405 nm to the human eye under true ultraviolet light without glasses. Unlike all other UV dyes, Flash™ Detect does not use an oil carrier but instead uses Dry R™ moisture eliminator. Dry R™ allows the dye to inject through our patented misting orifice directly into the refrigerant stream instantly distributing throughout the system. Contractors can begin looking for leaks 15 minutes after injection.

4. Can any ultraviolet light be used to fluoresce Flash™ Detect?

Yes, however best results are obtained by using lights with a 405 nm output such as DiversiTech® UV lights. Note: When using blue or black lights, glasses will be required.

5. Will Flash™ Detect solidify in the system?

No, Flash™ Detect UV dye will always remain in a stable state within a HVAC/R system. Dry R™ ensures stability of the UV dye preventing it from crystallizing unlike all other dyes which will react with moisture to form solids.



6. Will Flash™ Detect harm the compressor or other components in the system?

No, Flash™ Detect is compatible with all metals and will not harm mechanical components.

7. What happens to Flash™ Detect while it is in the system?

Flash™ Detect is misted directly into the refrigerant stream and instantly begins circulating in the system. Once refrigerant and UV dye begins to exit from the leak site, a UV light will allow technicians to find the leak fast.

8. How long will Flash™ Detect remain in the system?

Flash™ Detect will continue to be active in a closed system until it is opened for repairs. If the refrigerant charge is replaced, install another Flash™ Detect.

9. What happens to Flash™ Detect if it is necessary to reclaim the refrigerant?

The UV dye is removed from the HVAC/R system with the refrigerant and carried through the recovery machine to the recovery tank. Some UV dye will still be present in the systems oil.

10. How do I classify recovered refrigerant from a system which has Flash™ Detect?

If the system did not experience a burnout or a compilation of mixed refrigerants, the recovered refrigerant needs only to be identified as used when returned to a refrigerant recycling depot. Flash™ Detect is available as a vacuum sealed can or an unpressurized hose, which are both particle free. Flash™ Detect contains no propellants, such as propane or isobutane and will not contaminate refrigerants.

11. What standards does Flash™ Detect meet?

- Complies with SAE J2297 Standard
- The product contains no known hazardous materials as defined by the OSHA Hazard Communication Standard 29 CFR 1910.1200
- The product contains no known hazardous materials as defined under Sara 311 and 312