



**ALLTEMP** 

**1-800-263-4624 - sales@alltemp.ca - www.alltemp.ca**  
**2-905 Sandy Beach Rd. Pickering, ON L1W 1Z5**

# INDEX

3M Tape Dispenser.....	113	Gorman Rupp.....	157, 144
Acme Electric.....	3-5	Goulds Seals.....	146
Albany.....	124	Grundfos Seals.....	145
Alligator Clips.....	176	GSW Parts.....	126
Aerosols.....	122-123	Heaters, Flexible Strip.....	114
A.O. Smith.....	6-13	Honda.....	137, 144
Armstrong.....	61-69, 130	HVAC Bearings.....	23
Aquascape.....	144	Hylomar.....	130
Baldor.....	3, 14-21	Indiana General.....	100
Ball Bearings.....	22	Isovolt.....	164
Ball bearing Drivers.....	25	Kingston-Conley.....	109
Barnes EffluentSeal.....	143	KBC.....	22
Barnes Handles.....	132	Leathers.....	131
Bearings.....	22	Leeson.....	3, 101-102
Bearings - Self-Aligning.....	24	Leland.....	4
Bearing washers, slingers.....	26	Leroy Somer.....	103
Bell & Gossett.....	61-69, 142	Lowara Seals.....	148
Bluffton Motor.....	94	Lubricants.....	5,123
Bodine.....	29	Limit Switches.....	104
Brook.....	30	Macro Start.....	162
Brushes.....	31-46	MagneTek.....	6-13
Brush Caps.....	47	Marathon.....	105-108
Burgmann Seals.....	147-149	Marrette Wire Connectors.....	5, 81
Capacitors.....	50-59	Motor Protectors.....	117-121
Capacitor Tester.....	60	Motors, Armstrong.....	70
Centrifugal Mechanisms.....	173-174	Motors, Vacuum.....	115-116
Century.....	6-13	Myers, F.E.....	128, 144
Circulating Pump Parts.....	61-73	Nameplates.....	112
Commutator Paper.....	5, 49	Ohio.....	109
Commutator Maintenance.....	48-49	Oil.....	5, 111, 123
Compressor Parts.....	74-75	Overloads.....	117-121
Cord Sets.....	76	P-80 Lubricant.....	146
Cornell.....	133, 143	Paint.....	122
Couplings.....	78-80	Permawick.....	28, 111
Cuno Filter.....	67	Pillow Blocks.....	23
Cyclone Separators.....	147	Piston Pump.....	131
Diodes.....	159	Pressure Gauges.....	74, 124
Doerr.....	3, 81-82	Pressure Regulator.....	74
Drum Switches.....	162	Pressure Switches.....	75,124
Duro.....	124	Prestolite.....	4
Ebara.....	144	Pulleys.....	28
Emerson.....	83-84	Pump Packing.....	127
Eyebolts.....	85	Pull Chain Switches.....	170
Fans.....	86-93	Pump Sleeves.....	156-157
Fan & Hub Puller.....	113	Pump Seals.....	134-155
Files, Flexible.....	48	Push Button Stations.....	111
Float Switches.....	125	Push Button Switches.....	168
Flotec.....	126	Rainshields.....	111
Flygt.....	132, 153-155	Rectifiers.....	158
Franklin.....	4, 94-95	Relays.....	159-160
Gaskets.....	68, 125, 128-130	Reliance.....	161
General Electric.....	3, 96-99	Repair Kits, Piston.....	131

## INDEX

Repair Sleeves.....	28	Wagner.....	4
Repair Tags .....	113	Washers.....	26
Resistors.....	60	Wavy Washers.....	26
Resurfacer .....	48-49	Weg.....	180-181
Reversing Switches .....	162	Weller.....	112
Rivets .....	111	Wemco - Hidrostal.....	146
Rocker Switches.....	170	Westinghouse.....	4, 6-13
Rust Buster.....	5, 111	Wire Connector.....	5
S.A. Armstrong .....	60-70, 143	Wire Markers.....	113
Samusco Solid State.....	164	Wire Stripper.....	5
Seal Bearing Assemblies.....	62-63	Wiring Terminals.....	182
Seals, Pump .....	134-155	Zoom Spout Oiler.....	5,111
Shaft Adapters .....	26		
Shaft Sleeves.....	156-157		
Shaft Slingers .....	26		
Sheaves .....	28		
Shelco Filter.....	67		
Shrink Tubing.....	124		
Sinpac Switches .....	166-167		
SKF.....	22		
Sleeve Bearings .....	25		
Smoothie .....	49		
Snifter Valve.....	124		
Soldering Tips / Switc.....	112		
Solid State Switches .....	163-167		
Speed Controls.....	114		
Spiralink .....	80		
Start Stop Station.....	111		
Strain Reliefs .....	77		
Syncrosnap Listing.....	173-174		
Taco .....	71-73		
Tamper .....	4		
Tempilstik.....	113		
Terminal Blocks .....	175		
Terminal Boxes .....	17,112		
Terminals .....	182		
Test Clips .....	176		
Thermik Overloads .....	119		
Thermistors .....	121		
Thermostats .....	121		
Thru Bolts .....	111		
Toggle Switches .....	169-170		
Tolerance Rings .....	26		
Tool Brushes .....	41-45		
Tool Switches .....	171-172		
Torq Switches .....	177		
Toshiba .....	109		
Trigger Switches .....	171-172		
Tsurumi.....	144		
Universal Electric .....	178		
U.S. Motors .....	179		
Utility Cloth, 3M.....	5		
V-Ring Seals.....	27		
Vacuum Motors .....	115-116		
Vacuum Motor Brushes .....	46		
Vibration Insulators.....	112		

# Acme

**GS-300**  
(General Electric)




1 set of contacts  
mounting holes : 2-5/8" C.-C.

**GS-325**  
(General Electric)



1 set of contacts  
mounting holes : 2-15/16" C.-C.

**BAS-20**  
(Baldor)



2 sets of contacts, hole : 2-15/16"  
mounting holes : 3-3/8" C.-C  
backplate : 4-1/2 x 3-7/8"

**DOS-1**  
(Doerr / Leeson)  
**NLA USE TORQ LES-600**



1 set of contacts, hole : 1-11/16"  
mounting holes : 2-11/16" C.-C.  
backplate : 3-1/2 x 2-3/8"

**DOS19-4**  
(Doerr / Leeson)  
**NLA USE MS-7**



4 sets of contacts, hole : 1-11/16"  
mounting holes : 2-11/16" C.-C.  
backplate : 3-1/2 x 2-3/8"

**DOS-19**  
(Doerr / Leeson)  
**NLA USE DOS-19C**




2 sets of contacts, hole : 1-11/16"  
mounting holes : 2-11/16" C.-C.  
backplate : 3-1/2 x 2-3/8"

**DOS-15**  
(Doerr / Leeson / General Electric)  
**NLA USE TORO GS-310**



2 sets of contacts, hole : 2-1/4"  
mounting holes : 2-3/4 & 3-3/8" C.-C.  
backplate : 4" x 3-3/4"

**DOS-25**  
(Doerr / Leeson)  
**NLA USE LES-602**



2 sets of contacts, hole : 1-15/16"  
mounting holes : 2-3/4" C.-C.  
backplate : 3-1/2 x 3-1/16"


# Acme

**LS-400**  
(Leland)



1 set of contacts  
mounting holes : 2-11/16 x 3-11/16" C.-C.

**LS-401**  
(Leland)



1 set of contacts  
mounting holes : 2-11/16 x 3-11/16" C.-C.

**LS-402**  
(Leland)



1 set of contacts  
mounting holes : 2-11/16" C.-C.

**FS-320**  
(Franklin)



1 set of contacts (1/4" diameter)  
mounting holes : 1-1/2 x 2-1/2" C.-C.

**WAS-510**  
(Wagner)



1 set of contacts  
mounting holes : 1-13/16" C.-C.

**WAS-501**  
(Prestolite)



1 set of contacts  
mounting holes : 2-1/2 x 2-3/8" C.-C.  
overall length : 4-3/4"

**WAS-502**  
(Prestolite)



1 set of contacts  
mounting holes : 2-1/2 x 2-3/8" C.-C.  
overall length : 5-1/4"

**WAS-503**  
(Prestolite)



1 set of contacts  
mounting holes : 2-1/2" C.-C.

**WES-31**  
(Westinghouse)



1 set of contacts

# Acme

## OILER



Zoom spout oiler  
14" telescoping spout  
4 FL. OZ., 12 bottles / case

## RUST



Rust Buster  
14" telescoping spout  
4 FL. OZ., 12 bottles / case

## 5061A



commutator paper, 25 yd. x 1", 220 grit

## BRK-55



5.5" motor mounting bracket  
heavy gauge sheet metal

## WIRE CONNECTORS



**WA-3621** Blue  
**WA-3622** Gray  
**WA-3600** Orange  
**WA-3601** Yellow  
**WA-3602** Red

sold in packs of 100 pcs.

## UCLOTH-1X50



3M utility cloth P120 grade  
1" x 50 yards



# A.O. Smith / Century / Westinghouse

**CS-500**



1 set of contacts  
 mounting holes : 2-3/4 x 3-5/16" C.-C.  
 top : 8 quick connects  
 bottom : 10 quick connects, 3 bolts

**CS-502**



2-speed stationary switch  
 3 sets of contacts  
 mounting holes : 2-3/4 x 3-5/16" C.-C.  
 top : 5 quick connects  
 bottom : 7 quick connects, 3 bolts

**SS-32C**



1 set of contacts, 5/16" diameter  
 complete with built in bracket

**CS-516**



2-speed stationary switch  
 3 sets of contacts  
 mounting holes : 2-3/4 x 3-5/16" C.-C.  
 top : 3 quick connects  
 bottom : 5 quick connects, 3 bolts

**CS-522**



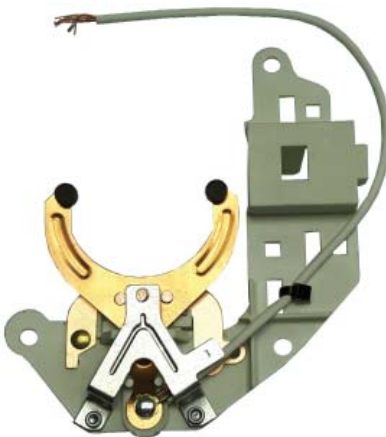
2-speed stationary switch  
 3 sets of contacts, 1 normally closed  
 2 normally open, has bracket for micro switch  
 mounting holes : 2-3/4 x 3-5/16" C.-C.  
 top : 6 Q.C. bottom : 3 bolts, 5 Q.C.

**SS-31C**



1 set of contacts, 1/4" diameter

**CS-521**



2-speed stationary switch  
 3 sets of contacts, 1 normally closed  
 2 normally open, has bracket for micro switch  
 mounting holes : 2-3/4 x 3-5/16" C.-C.  
 top : 1 quick connect, bottom : 2 quick connects

**CS-509**



2 sets of contacts (5/16" diameter)  
 mounting holes : 2-3/4 x 3-5/16" C.-C.

**SS-55**



3 sets of contacts

**CS-520**



"CHERRY" micro switch, 3 quick connects  
 1 circuit normally open, 1 circuit normally closed  
 21A @ 1HP 120VAC / 2HP 230VAC  
 body : 1-1/8 x 5/8 x 7/16" thick  
 mounting holes : 15/16" C.-C.

# A.O. Smith / Century / Westinghouse

**CS-506**



2 sets of contacts (5/16" diameter)  
mounting holes : 3-3/8" C.-C.

**CS-505**



2 sets of contacts (5/16" diameter)  
mounting holes : 3-3/8" C.-C.

**CS-515**



1 set of contacts  
mounting holes : 3-5/16" C.-C.  
top : 1 quick connect  
bottom : 11 quick connects, 2 bolts

**WES-9000C**



1 set of contacts  
mounting holes : 2-15/16" C.-C.  
5 quick connects, 3 bolts

**WES-150**



2 sets of contacts  
mounting holes : 3" C.-C.  
6 quick connects, 3 bolts

**WES-151**



1 set of contacts  
mounting holes : 2-15/16" C.-C.

**WES-163**



1 set of contacts  
mounting holes : 3" C.-C.

**WES-156**



1 set of contacts  
mounting holes : 3" C.-C.

**WES-158**



1 set of contacts  
mounting holes : 2-15/16" C.-C.  
top : 4 quick connects  
bottom : 5 quick connects

**WES-161**



1 set of LARGE contacts, 5/16" diameter  
mounting holes : 2-15/16" C.-C.  
top : 2 quick connects  
bottom : 4 quick connects

**WES-162**



1 set of contacts  
mounting holes : 2-15/16" C.-C.  
1 wire lead with quick connect



## A.0. Smith / Century / Westinghouse

**WES-196**



voltage change switch  
mounting holes : 5-1/4" C.-C.

**CS-503**



1 set of contacts  
mounting holes : 3-1/8" C.-C.  
top : 5 quick connects  
bottom : 7 quick connects, 2 bolts

**CTC-582**



plastic mounting bracket for CS-517  
mounting holes : 2-3/4" C.-C.

**SB-738**



terminal board  
top : 3 bolts  
bottom : 4 quick connects

**SB-44C**



terminal board  
mounting holes : 2-3/8" C.-C.  
top : 2 bolts, 5 quick connects  
bottom : 3 quick connects

**SB-41C**



terminal board / voltage change switch  
dual voltage / 1-speed  
mounting holes : 2-1/8" C.C.  
top : 2 bolts, 3 quick connects  
bottom : 3 quick connects

**CTB-516**



terminal board  
mounting holes : 3-5/16" C.-C.  
top : 3 bolts, 6 quick connects  
bottom : 3 quick connects

**SB-3801**



terminal board / voltage change switch  
dual voltage / 1-speed  
top : 2 bolts, 2 quick connects  
bottom : 5 quick connects

**CTB-8001**



terminal board  
mounting holes : 3-5/16" C.-C.  
top : 2 bolts, 6 quick connects  
bottom : 4 quick connects

## A.O. Smith / Century / Westinghouse

**SSM32-34**



rotating mechanism 3450 rpm

**CSM530-34** 3450 rpm  
**CSM531-17** 1725 rpm  
**CSM536-2** 3450 / 1725 rpm  
**CSM538-2** 1725 / 1140 rpm



3/4" inside diameter  
 1-3/4" spool outside diameter

**CSM525-34** 3450 rpm  
**CSM526-17** 1725 rpm



1-1/8" inside diameter  
 2-3/4" spool outside diameter

**CSM537-34** 3450 rpm



size : 1-1/8 x 2-1/4"



**Type B**



**Type C**

Acme #	RPM	Type	I.D.	Spool O.D.
SSM34-34	3450	C	.638	2
SSM35-17	1725	C	.638	2
WESM106-34	3450	B	.685	2-1/2
SSM36-17	1725	C	.685	2-1/2

# A.O. Smith / Century / Westinghouse

**GR-4465** 1-5/8 x 2-1/4 x 5/16"  
**CR-551** 1-11/16 x 2-1/2 x 5/16"  
**AR-705** 1-11/16 x 2-1/2 x 3/8"



rubber mount

**SSR-381** 1-9/16 x 2-1/4 x 5/16"



rubber mount

**UR-1182** 1-9/16 x 2-1/2 x 5/16"



rubber mount / sold per pr.

**CB-560** .500 x .625 x .600"  
**SSB-51** .610 x .754 x .700"  
**WEB-75** .650 x .800 x .875"  
**CB-562** .656 x .800 x .800"



sleeve bearing I.D. x O.D. x length

**SRB-37**



6203 bearing retainer complete with (2) bolts

**SSF-41** .78" I.D.  
**SSF-42** .66" I.D.



4-3/4" plastic internal cooling fan

**CRC-5850**



plastic retainer cap

**SRB-371**



bearing retainer for "NEW" style endbells

**SSF-44** .81 x 5-3/8 x 1-5/16" thick  
**SSF-46** 1 x 5-3/8 x 1-3/16" thick  
**SSF-43** 1 x 5-3/8 x 1-5/16" thick



plastic internal cooling fan

**CLIP-814**



metal clip for CSM537-34

**CBC-600**



plastic shaft access cover 2" outside diameter

# A.O. Smith / Century / Westinghouse

**CF-5470** .670 x 4-3/4" plastic  
**CF-544** .670 x 5-3/8" plastic



internal cooling fan

**CF-5480** 1/2 & 5/8 x 6"



plastic external cooling fan  
inside diameter has flats

**CF-540** 5/8 x 6"



plastic external cooling fan

**CF-5485** 2.335 x 7-5/8"



metal internal cooling fan

**CEC-902**



plastic endbell cover, 6-1/4" I.D.

**CEC-903**



metal endbell cover, 6-1/2" I.D.

**SSS-360**



5-1/2" switch end bell  
bearing size 6203, threaded conduit hole

**SSS-365**



5-1/2" switch end bell  
bearing size 6203, threaded conduit hole

**CSB-575** 5.475" stator inside diameter



non-drive end bell, open, brg size 6203  
threaded conduit hole



# A.O. Smith / Century / Westinghouse

**SSD-369** brg size 6202  
**CDB-6861** brg size 6203  
**SSD-362** brg size 6204



5-1/2" square flange end bell

**SSD-7181** brg size 6203



6-1/2" square flange end bell

**CDB-6751** brg size 6203  
**SSD-6881** brg size 6204



5-1/2" C-flange end bell

**SSD-371** 6202 brg size  
**SSD-6622** 6203 brg size



recessed hub, drive endbell  
 5-1/2" frame 48

**CSB-579** terminal board holes 3-5/16" c.-c.  
**CSB-2281** terminal board holes 2-3/8" c.-c.



6-1/2" non-drive end bell, 6203 brg size

**CDB-839** brg size 6203



5-1/2" C-flange end bell

**CDB-574** 5.475" stator inside diameter



drive end bell, open  
 brg size 6203

**CSB-599**



6-1/2" non-drive end bell, TE  
 brg size 6203

**CDB-1903**



6-1/2" non-drive end bell, open  
 brg size 6203  
 commonly seen on convection ovens

**CDB-570** open, brg size 6203  
**CDB-564** totally enclosed, brg size 6203



6-1/2" drive end bell

**CSB-565** open c/w 21/32" bushing  
**CSB-569** open brg size 6203



6-1/2" non-drive end bell  
 threaded conduit hole

**CSB-576**



6-1/2" non-drive end bell, totally enclosed  
 brg size 6203  
 fan shroud fits over this end bell



# A.O. Smith / Century / Westinghouse

**CDB-172** 6203 brg size  
**CDB-173** 6304 brg size



6-1/2" C-flange end bell  
 approximate thickness 1-1/4"

**CSB-571**



6-1/2" non-drive end bell, totally enclosed  
 brg size 6203, threaded conduit hole

**CDB-584**



6-1/2" drive end bell  
 brg size 6203

**CDB-560** open, brg size 6203  
**CDB-5601** totally enclosed, brg size 6203



6-1/2" C-flange end bell  
 approximate thickness 2-1/8"

**210782-01**



3/8 x 1 x 1-1/8" long, top  
 bevel, shunt : 2" long + 3/16"  
 "U" terminal

**221081-10**



3/8 x 1 x 1-1/2" long, graphite  
 shunt : 2" long + 3/16"  
 "U" terminal, top & bottom bevel

**221081-04**



3/8 x 3/4 x 1-1/8" long  
 shunt : 1-1/2" long + 3/16"  
 "U" terminal, top & bottom  
 bevel

**CSB-9021**



6-1/2" switch end bell, open  
 brg size 6203

**CSB-7716**



6-1/2" switch end bell, totally enclosed  
 brg size 6203

**BCAP-249** 7/8" for BHO-517  
**BCAP-220** 1/2" for BHO-490



brush cap

**221081-13** 7/8 x 1-7/16"



brush spring



eared brush


Acme#	W	T	L	Shunt Length x Cap Diameter
2-1820	1/4 x	3/8 x	5/8	1-1/8 x .415
203339-01	1/4 x	1/2 x	1	1-5/8 x .530
221101-03	1/4 x	5/8 x	5/8	1-3/8 x 3/4
221102-02	3/8 x	3/4 x	11/16	1-1/4 x 3/4

\* graphite

# Baldor


## BAS-20

( Acme switch )



2 sets of contacts  
mounting holes : 3-3/8" C.-C.

## BAS-253



2 sets of contacts  
mounting holes : 3-3/8" C.-C.

## BAS-250

( special contacts, for larger HP )




2 sets of contacts, recommended for 7-1/2 & larger  
mounting holes : 3-3/8" C.-C.

## BAS-5172




"new" style Torq switch  
2 sets of contacts  
mounting holes : 3-3/8" C.-C.

## BAS-243



1 set of contacts, plate size : 3-3/8 X 3-3/8"  
mounting holes : 3-3/16 x 2-1/2" C.-C.  
top : 5 quick connects  
bottom : 12 quick connects, 2 bolts

## BAS-244




1 set of contacts, plate size : 3-3/8 x 3-7/8"  
mounting holes : 3-3/16 x 2-7/8 x 3-13/16" C.-C.  
top : 4 quick connects  
bottom : 10 quick connects, 2 bolts

## BAS-257



2 sets of contacts  
mounting holes : 3-1/2 & 4-1/8" C.C.  
hole I.D. 3-3/16"

## BAS-242



1 set of contacts, plastic backplate  
1-3/4" hole diameter  
mounting holes : 2-3/4" C.-C.

## BAS-5128



1 set of contacts  
top : 3 quick connects  
bottom : 3 quick connects

## BAS-241



1 set of contacts  
mounting holes : 3 x 3-1/8" C.-C.

## BAS-251



2 sets of contacts  
mounting holes : 2-1/2" C.-C.

## BAS-248



reversing switch, ref. #R98-14  
2 sets of contacts  
mounting holes : 2-3/4 x 2-1/2" C.-C.

## DOS-18



2 sets of contacts, mounting holes :  
1-13/16 x 2-3/4" C.-C.

## BAS-5181



Torq switch  
2 sets of contacts, mounting holes :  
2-11/16" C.-C.  
backplate size : 2-1/2 x 3-1/2"

# Baldor

**BAR-245** ref #16095  
**RE-5022** ref #16023



Mars relay

**RE-1009**



4CR3-650 Klixon relay

**BAR-246**




3CR-738-169 Klixon relay

**RE-5029**



Mars #91423  
2 pole, 40A, 208/240 VAC



Acme #	I.D.	O.D.	RPM	Frame
* <b>BASM252-17</b>	13/16	2-3/16	1725	48-56
* <b>BASM257-34</b>	13/16	2-3/16	3450	48-56
** <b>BASM253-17</b>	13/16	2-3/16	1725	56-145T
** <b>BASM262-34</b>	13/16	2-3/16	3450	56-145T
<b>BASM251-17</b>	1-1/8	3-11/16	1725	182-184T
<b>BASM256-34</b>	1-1/8	3-11/16	3450	182-184T
<b>BASM250-17</b>	1-3/8	3-11/16	1725	213-215T
<b>BASM255-34</b>	1-3/8	3-11/16	3450	213-215T

ACME #	I.D.	O.D.	RPM
<b>BASM261-17</b>	.805	2-1/4	1725
<b>BASM259-34</b>	.805	2-1/4	3450
<b>BASM263-34</b>	1.125	3-11/16	3450
<b>BASM264-17</b>	1.125	3-11/16	1725
<b>BASM258-17</b>	1.375	3-5/8	1725
<b>BASM265-34</b>	1.375	3-5/8	3450

\* "A" = 2-1/16"  
\*\* "A" = 2-11/16"

O.D. of rotating mechanisms = outside diameter of the round moveable disc

**BAR-2600**

1-11/16 x 2-1/2 x 3/8" thick

**BAR-2601**

1-15/32 x 2.06 x 7/16" thick



rubber mounts

## Metal Fan Covers



Type 1



Type 2

Acme #	Baldor #	Frame	Type	I.D.	Depth
<b>BAC-2002</b>	34FH4002A01	48C	1	6-1/8	1-1/2
<b>BAC-2004</b>	35FH4005A02	56C & 143-5TC	1	7-1/8	1-5/8
<b>BAC-2005</b>	36FH4009A102	182-184	2	8-1/2	2-7/8
<b>BAC-2006</b>	07FH4007	213-215	2	10	3-1/4



# Baldor



**Fig. A**  
plastic, clamp



**Fig. B**  
plastic, with metal clip



**Fig. C**  
plastic, tightens with metal ring  
on tapered hub



**Fig. D**  
plastic, tightens with hose clamp,  
not included



**Fig. E**  
plastic, tightens with hose clamp,  
not included, internal key

Acme#	Baldor #	Fig	I.D.	O.D.	Thick.	# Fins
<b>BAF-2105</b>	34FN3002A03	A	.500	5	3/4	7
<b>BAF-2180</b>	34FN5002A01	B	.630	4-3/4	13/16	9
<b>BAF-2208</b>	35FN3003A01	E	.630	5-3/4	1	13
<b>BAF-2027</b>	35FN3002A05	A	.630	6-1/4	3/4	7
<b>BAF-2196</b>	34FN3002A01	A	.635	5	3/4	7
* <b>BAF-208</b>	35FN3002A01	A	.635	6-3/8	3/4	7
<b>BAF-2198</b>	34FN3002B01	A	.640	4-1/4	3/4	7
<b>BAF-2190</b>	36FN3000C01	A	.875	5-1/4	1-1/8	10
<b>BAF-2026</b>	35FN3002A04	A	.875	6-3/8	3/4	7
<b>BAF-2205</b>	34FN3002B02	A	.906	4-1/8	3/4	7
<b>BAF-209</b>	36FN3000A01	A	.900	7	1-1/8	10
<b>BAF-2195</b>	34FN3002A02	A	.910	5	3/4	7
<b>BAF-2085</b>	35FN3002A02	A	.988	6-3/8	3/4	7
<b>BAF-2203</b>	37FN3002C01	A	1.150	5-7/8	1-1/16	11
<b>BAF-2202</b>	37FN3002B01	A	1.150	7-1/2	1-1/16	11
<b>BAF-216</b>	37FN3000A03	A	1.150	8-1/2	1	10
<b>BAF-2194</b>	37FN3002A01	A	1.150	9	1-1/16	11
<b>BAF-2197</b>	36FN3000C02	A	1.174	5-1/4	1-1/16	10
<b>BAF-2095</b>	36FN3000A02	A	1.174	7	1-1/8	10
<b>BAF-215</b>	37FN3000A02	A	1.360	8-1/2	1	10
<b>BAF-2199</b>	37FN3002M01	A	1.500	7-1/2	1-1/16	11
<b>BAF-2204</b>	09FN3001D01	A	1.500	7-5/8	1-1/2	11
<b>BAF-2156</b>	09FN3001C01	A	1.500	8-1/2	1-9/16	11
<b>BAF-211</b>	09FN3001A01	A	1.500	10-3/4	1-5/8	11
<b>BAF-2207</b>	702676001A	D	1.625	8-7/8	1-5/8	9
+ <b>BAF-2206</b>	09FN3001C02	A	1.700	8-1/2	1-9/16	11
<b>BAF-2201</b>	09N3001B02	A	1.700	9-1/2	1-9/16	11
<b>BAF-2189</b>	09FN3001A02	A	1.700	10-1/2	1-3/4	11
<b>BAF-212</b>	10FN3000	A	1.700	11-7/8	2	10
<b>BAF-2200</b>	702676-1C	D	1.875	8-3/4	1-3/4	9
<b>BAF-213</b>	12FN3000	A	2.000	13-1/4	2-1/4	10
+ <b>BAF-2209</b>	09FN3001D03	A	2.000	7-3/4	1-15/16	11
<b>BAF-218</b>	14FN3000A01	C	2.125	13-1/4	2-3/4	15
<b>BAF-214</b>	14FN3000A02	C	2.375	13-3/8	2-3/4	15

\* flatted hole, + extended hub

Acme #	Baldor #	I.D.	O.D.	Thick.	# Fins
<b>BAF-2032</b>	36FN5000A09	.673	6-7/8	1-1/8	8
<b>BAF-2185</b>	37FN5001A03	.791	8-1/2	1-1/16	8
<b>BAF-2045</b>	36FN5000A01	.908	7	1-1/8	8
<b>BAF-204</b>	37FN5001A01	.984	8-1/2	1-1/16	8
<b>BAF-205</b>	37FN5001A02	1.174	8-1/2	1-1/16	8



stamped metal, set screw

# Baldor

Acme #	Baldor#	Type	I.D.	O.D.	Thick.	# Fins
<b>BAF-206</b>	09FN2003A04	A	.985	10-1/4	2-3/8	8
<b>BAF-2192</b>	35FN2000A07	B	1.174	5-3/4	5/8	10
<b>BAF-2193</b>	36FN3004A02	B	1.375	7-1/4	5/8	9
<b>BAF-2065</b>	09FN2003A06	A	1.400	10-1/4	2-3/8	8



TYPE A  
cast aluminum  
set screw



TYPE B  
cast aluminum  
set screw

Acme #	Baldor #	I.D.	O.D.	# Fins
<b>BAF-207</b>	35FN4001	.635	6-1/8	8
<b>BAF-2075</b>	34FN4001	.635	5-1/4	8



stamped metal  
press fit

Acme #	Baldor #	I.D.	O.D.	# Fins
<b>BAF-2186</b>	35FN4000A03	1.420	5-5/8	12
<b>BAF-2102</b>	36FN4000A02	1.420	6-1/2	12
<b>BAF-2103</b>	36FN4000A03	1.603	6-1/2	12
<b>BAF-210</b>	37FN4000A02	1.602	8	10



stamped metal  
press fit

Acme #	Width x Length	Mtg Holes c.-c.	Conduit Hole
<b>BACB-2034</b>	2-5/8 x 2-3/4	1-7/16	0.87
<b>BACB-2035</b>	2-5/8 x 3-3/4	1-11/16	0.87
<b>BACB-2036</b>	2-5/8 x 3-3/4	2	1.10
<b>BACB-2037</b>	3-1/4 x 4	2-1/16	1.10



conduit box, complete with  
gaskets & hardware



# Baldor

## OVERLOADS



ACME #	KLIXON #	HP	TYPE	DIA.	MTG. HOLES
<b>BAO-275</b>	MRG57BA	1/3	D	31/32	
<b>BAO-274</b>	MRJ36RB	1/2	D	31/32	
<b>BAO-2771</b>	MRJ38RB	1/2	D	31/32	
<b>BAO-2783</b>	MRD4747	1/2	D	31/32	
<b>BAO-276</b>	MSG30BA	3/4	C	31/32	
<b>BAO-2779</b>	MRD5704	3/4	C	31/32	
<b>BAO-273</b>	CRJ50EB	1	D	1-7/32	
<b>BAO-2773</b>	MRJ28RB	1	D	31/32	
<b>BAO-2770</b>	MRJ24AB	1	D	31/32	
<b>BAO-2780</b>	MRD4749	1	D	31/32	
<b>BAO-2774</b>	CRJ49CB	1-1/2	D	1-7/32	
<b>BAO-266</b>	CRJ38CB	1-1/2	D	1-7/32	
<b>BAO-271</b>	CRJ31CB	2	D	1-7/32	
<b>BAO-2775</b>	CRJ31CA	2	D	1-7/32	
<b>BAO-272</b>	CRH00CB	2	D	1-7/32	
<b>BAO-2782</b>	CRD4757	2	D	1-7/32	
<b>BAO-265</b>	BEC1959	3	B	1-9/16	2-3/8
<b>BAO-270</b>	BRD3929	3	C	1-9/16	
<b>BAO-263</b>	LEC927	5	A	1-7/8	2-3/8
<b>BAO-264</b>	LED1027 / LED989	5	A	1-7/8	2-3/8
<b>BAO-269</b>	BRJ25DB	5	C	1-9/16	
<b>BAO-262</b>	LED1024 / LED945	7-1/2	A	1-7/8	2-3/8
<b>BAO-260</b>	LED941 / LED1011	10	A	1-7/8	2-3/8

\*\*please provide catalogue & spec. # from motor nameplate for overloads not shown in this chart

**BAR-1014**



rubber overload boot, 1-3/16" diameter

**BOC-300**



metal overload cover  
mounting holes : 1-3/4" C.-C., hole I.D. : 7/8"

**BAR-6015**



metal overload retainer, 1-1/4" I.D.

# Baldor

Part #	Type	T	W	L	Spring Length	Spring Diameter	Cap Diameter	Grade
BP5060BD02	A	1/8	3/16	5/8	7/8	.150	.240	graphite
BP5118BJ01	A	1/8	1/4	7/16	7/8	.160	.310	graphite
BP5049AP01	A	.172	.554	1	1-1/4	.315	.500	carbon
BP5066BP01	B	1/4	1/4	5/8	7/8	.215	.310	graphite
BP5021V01	B	1/4	1/4	7/8	1-1/4	.240	.365	graphite
BP5048AP01	A	1/4	3/8	1/2	3/4	.230	.440	carbon
BP5046AP01	A	1/4	3/8	1/2	1-1/8	.270	.445	carbon
BP5052BP01	A	1/4	3/8	5/8	1	.275	.440	graphite
BBR-1088	A	1/4	3/8	5/8	7/8	.260	.465	graphite
BP5000A04	A	1/4	3/8	5/8	1-1/4	.250	.440	carbon
BBR-1873	A	5/16	7/16	5/8	7/8	.315	.500	carbon
BBR-1087	A	5/16	7/16	5/8	1	.365	.500	graphite
BP5000H03	A	5/16	7/16	13/16	1-1/4	.310	.500	graphite
BP5000BK08	A	5/16	5/8	13/16	1-3/8	.415	.750	carbon
BP5000AW14	A	5/16	5/8	13/16	1-3/8	.460	.750	graphite
BP5000T15	A	3/8	3/4	1-3/16	1-3/4	.445	.750	graphite



type A eared



type B round cap

Part #	Type	T	W	L	Shunt	Bevelled	Grade
BP5011T01	F	.221	.647	1	1-3/8	top	graphite
BP5004A01	C	5/16	5/8	1-1/4	3-5/8	top	carbon
BP5004C01	C	5/16	5/8	1-1/4	3-5/8	top	graphite
BP5002A02	C	5/16	3/4	1-1/4	4	top	carbon
BP5002C02	C	5/16	3/4	1-1/4	3-7/8	top	graphite
BP5002C03	C	5/16	7/8	1-1/4	3-7/8	top	graphite
BP5002A01	C	3/8	7/8	1-1/4	3-7/8	top	carbon
BP5002E01	C	3/8	7/8	1-1/4	3-7/8	top	graphite
BP5001C01	D	3/8	7/8	1-1/4	2-7/8	bottom	graphite
BP5125A01	D	3/8	7/8	1-1/2	2-3/4	bottom	carbon
BP18044-4	I	3/8	1	1-1/4	2-1/2	top / bottom	carbon
BP5002A04	C	7/16	3/4	1-1/4	3-7/8	top	carbon
BP5031A01	E	7/16	1-1/4	1-1/4	2-7/8	top	carbon
BP5027A01	E	7/16	1.850	1-3/8	3	top	carbon
* BP15003251	H	5/8	7/8	1-1/2	2-7/8	top / bottom	carbon
* BP360243	G	5/8	1-1/4	2	4	top / bottom	carbon
* BP286102	H	3/4	1-1/4	2	3-1/2	top / bottom	carbon
* BP400193	G	3/4	1-1/2	2-3/4	4-5/8	top / bottom	carbon
* BP50034-2	G	7/8	1-1/2	2-7/8	4-5/8	top / bottom	carbon

\* = split brush

shunt length includes terminal



type C slot terminal



type D slot terminal



type E slot terminal



type F 3/16" quick connects



type G slot terminal



type H slot terminal



type I slot terminal

# Baldor


Acme #	Thick.	Width	Length	Shunt
<b>BAB-232</b>	3/16	3/4	1	2-7/8
<b>BAB-230</b>	1/4	1/2	7/8	3-1/8
<b>BAB-231</b>	5/16	7/8	1-1/4	3-1/8
<b>* BP5070A01</b>	5/16	3/4	1-1/4	2
<b>BAB-14</b>	5/16	1-1/4	1-3/8	3-1/4
<b>* BP5258A01</b>	7/16	3/4	1-1/4	2




\* top bevel  
shunt length includes terminal

## BRUSH SPRINGS

Part #	Type	Width	Length	Coil Dia.	Colour
<b>BP5012A04</b>	A	.600	1.250	.340	-
<b>BP5028</b>	B	.750	1.750	.300	-
<b>BP5030</b>	B	.500	1.700	.300	-
<b>BP5098</b>	C	.625	2.000	.360	-
<b>BP5103</b>	C	.625	2.00	.410	-
<b>BP150311</b>	D	.625	2.500	.790	-
<b>BP2001A01</b>	E	.250	1.625	.840	green
<b>BP2004A01</b>	E	.250	1.625	.875	white
<b>BABS-240</b>	G	.188	1.875	.750	-
<b>BABS-242</b>	G	.312	2.188	.750	-



type "A"



type "B"



type "D"



type "E"



type "C"



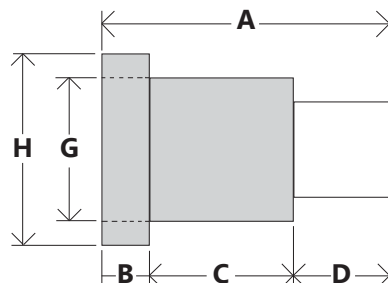
type "F"



type "G"

## Brush Holders & Brush Caps

Part #	A	B	C	D	Brush Size	G	H	Brush Cap	Brush Cap Dia.
<b>BP4517</b>	1-1/8	3/16	5/8	1/4	3/16 X 1/8	.480	.530	<b>BCAP-208</b>	3/8
<b>BBR-1100</b>	1-1/4	3/16	13/16	3/16	1/4 X 1/4	5/8	3/4	<b>BCAP-220</b>	1/2
<b>BP4529</b>	1-1/4	3/16	13/16	1/4	1/4 X 3/8	5/8	3/4	<b>BCAP-220</b>	1/2
<b>BP5201A03</b>	1-3/8	3/16	13/16	3/8	1/4 X 3/8	5/8	3/4	<b>BCAP-220</b>	1/2
<b>BP5201A04</b>	1-5/8		1	5/8	5/16 X 7/16	13/16		<b>BCAP-242</b>	5/8
<b>BP5201A06</b>	2		1-1/4	3/4	3/8 X 3/4	1-1/8		<b>BCAP-249</b>	7/8
<b>BP5201A10</b>	1-5/8	3/16	13/16	5/8	5/16 X 7/16	13/16	15/16	<b>BCAP-242</b>	5/8
<b>BP5201A11</b>	1-5/8	5/16	15/16	3/8	5/16 X 5/8	1	1-1/8	<b>BCAP-249</b>	7/8
<b>BP5201A12</b>	1-13/16	5/16	15/16	1/2	3/8 X 3/4	1-1/16	1-1/4	<b>BCAP-249</b>	7/8
<b>BP5201A14</b>	2	5/16	15/16	3/4	3/8 X 3/4	1-1/16	1-1/4	<b>BCAP-249</b>	7/8



Brush Cap

# Baldor

**36EP3204F00**

7-7/8" diameter, 6205 bearing size  
2 mounting holes, 3-3/8" C.-C.

**36EP3201A01**

7-7/8" diameter, 6206 bearing size  
no mounting holes



open endbell

**35EP3300A02**

6-5/8" diameter, 6205 bearing size



C-flange totally enclosed endbell

**35EP3122K00**

6-5/8" diameter, 6203 bearing size  
2 pair mounting holes, both are 2-3/4" C.-C.

**35EP3101A04**

6-5/8" diameter, 6205 bearing size  
no mounting holes

**36EP3101A44**

7-7/8" diameter, 6205 bearing size  
2 pair mounting holes, 3-3/8" & 2-3/4" C.-C.

**37EP3101A01**

9-5/8" diameter, 6206 bearing size  
multiple sets of mounting holes



closed endbell

**BP4519**



plastic brush cap 1/2"  
total length 3/8"  
complete with O-ring

**36EP3204D01**

7-7/8" diameter, 6205 bearing size

**37EP3203A00**

9-5/8" diameter, 6206 bearing size



open endbell

# Bearings - Ball

Bearing Number	I.D.		O.D.		Width	
	mm	inches	mm	inches	mm	inches
6000	10	0.3937	26	1.0236	8	0.3150
6001	12	0.4724	28	1.1024	8	0.3150
6002	15	0.5906	32	1.2598	9	0.3543
6003	17	0.6693	35	1.3780	10	0.3937
6004	20	0.7874	42	1.6535	12	0.4724
6005	25	0.9843	47	1.8504	12	0.4724
6006	30	1.1811	55	2.1654	13	0.5118
6007	35	1.3780	62	2.4409	14	0.5512
6008	40	1.5748	68	2.6772	15	0.5906
6009	45	1.7717	75	2.9528	16	0.6299
6010	50	1.9685	80	3.1496	16	0.6299
6011	55	2.1654	90	3.5433	18	0.7087
6012	60	2.3622	95	3.7402	18	0.7087
6013	65	2.5591	100	3.9370	18	0.7087
6014	70	2.7559	110	4.3307	20	0.7874
6015	75	2.9528	115	4.5276	20	0.7874



- SKF & KBC available
- available in "2RS" & "ZZ"

• to convert inches to millimeters, multiply inches by 25.4

• to convert millimeters to inches, divide millimeters by 25.4

Bearing Number	I.D.		O.D.		Width	
	mm	inches	mm	inches	mm	inches
6200	10	0.394	30	1.181	9	0.354
6201	12	0.472	32	1.260	10	0.394
6202	15	0.591	35	1.378	11	0.433
6203	17	0.669	40	1.575	12	0.472
6204	20	0.787	47	1.850	14	0.551
6205	25	0.984	52	2.047	15	0.591
6206	30	1.181	62	2.441	16	0.630
6207	35	1.378	72	2.835	17	0.669
6208	40	1.575	80	3.150	18	0.709
6209	45	1.772	85	3.347	19	0.748
6210	50	1.969	90	3.543	20	0.787
6211	55	2.165	100	3.937	21	0.827
6212	60	2.362	110	4.331	22	0.866
6213	65	2.559	120	4.724	23	0.906
6214	70	2.760	125	4.921	24	0.945
6215	75	2.953	130	5.118	25	0.984
6216	80	3.150	140	5.512	26	1.024
6217	85	3.346	150	5.906	28	1.102
6218	90	3.543	160	6.299	30	1.181
6219	95	3.740	170	6.693	32	1.260
6220	100	3.937	180	7.087	34	1.339

Bearing Number	I.D.		O.D.		Width	
	mm	inches	mm	inches	mm	inches
634	4	0.1575	16	0.6299	5	0.1969
625	5	0.1969	16	0.6299	5	0.1969
626	6	0.2362	19	0.7480	6	0.2362
607	7	0.2756	19	0.7480	6	0.2362
627	7	0.2756	22	0.8661	7	0.2756
627-250		0.2500	22	0.8661	7	0.2756
608	8	0.3150	22	0.8661	7	0.2756
608-5/16		0.3125	22	0.8661	7	0.2756
628	8	0.3150	24	0.9449	8	0.3150
609	9	0.3543	24	0.9449	7	0.2756
629	9	0.3543	26	1.0236	8	0.3150
6201-08		0.5000	32	1.2598	10	0.3937
6201-13	13	0.5118	32	1.2598	10	0.3937
6202-08		0.500	35	1.3780	11	0.4331
6202-625		0.6250	35	1.3780	11	0.4331
6202-16	16	0.6299	35	1.3780	11	0.4331
6203-08		0.500	40	1.5748	12	0.4724
6203-625		0.6250	40	1.5748	12	0.4724
6203-16	16	0.6299	40	1.5748	12	0.4724
6203-2RSNR	17	0.6693	40	1.5748	12	0.4724
6203-750		0.7500	40	1.5748	12	0.4724
6204-750		0.7500	47	1.8504	14	0.5512
6204-875		0.8750	47	1.8504	14	0.5512
6205-1		1.0000	52	2.0472	15	0.5906

Bearing Number	I.D.		O.D.		WIDTH	
	mm	inches	mm	inches	mm	inches
6300	10	0.3937	35	1.3780	11	0.4331
6301	12	0.4724	37	1.4567	12	0.4724
6302	15	0.5906	42	1.6535	13	0.5118
6303	17	0.6693	47	1.8504	14	0.5512
6304	20	0.7874	52	2.0472	15	0.5906
6305	25	0.9843	62	2.4409	17	0.6693
6306	30	1.1811	72	2.8346	19	0.7480
6307	35	1.3780	80	3.1496	21	0.8268
6308	40	1.5748	90	3.5433	23	0.9055
6309	45	1.7717	100	3.9370	25	0.9843
6310	50	1.9685	110	4.3307	27	1.0630
6311	55	2.1654	120	4.7244	29	1.1417
6312	60	2.3622	130	5.1181	31	1.2205
6313	65	2.5591	140	5.5118	33	1.2992
6314	70	2.7559	150	5.9055	35	1.3780
6315	75	2.9528	160	6.2992	37	1.4567
6316	80	3.150	170	6.693	39	1.535
6317	85	3.346	180	7.087	41	1.614
6318	90	3.543	190	7.480	43	1.693
6319	95	3.740	200	7.874	45	1.772
6320	100	3.937	215	8.465	47	1.850

Bearing Number	I.D.	O.D.	WIDTH
	inches	inches	inches
R2	0.125	0.375	0.156
R3	0.188	0.500	0.196
R4	0.250	0.625	0.196
R4-A	0.250	0.750	0.281
R6	0.375	0.875	0.281
R8	0.500	1.125	0.313
R10	0.625	1.375	0.344
R12	0.750	1.625	0.438
R14	0.875	1.875	0.500
R16	1.000	2.000	0.500
R18	1.125	2.125	0.500
R20	1.250	2.250	0.500



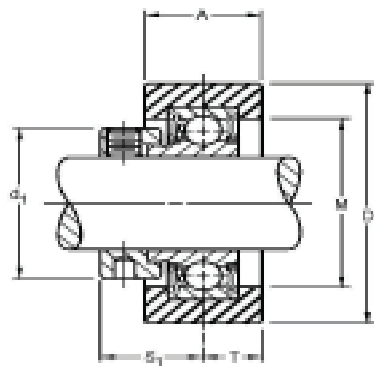
# Bearings - Pillow Blocks

Acme #	I.D.	Mounting Holes C.-C.
UCP202-10	5/8	95mm
UCP204-12	3/4	95mm
UCP205-14	7/8	105mm
UCP205-15	15/16	105mm
UCP205-16	1	105mm
UCP206-19	1-3/16	121mm
UCP206-20	1-1/4	121mm
UCP207-20	1-1/4	127mm
UCP207-22	1-3/8	127mm
UCP207-23	1-7/16	127mm
UCP208-24	1-1/2	137mm

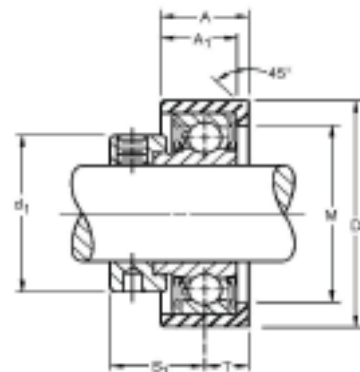


Common Pillow Blocks  
Please Inquire About Other Sizes

# HVAC Bearings



RCSM



RU1121


Acme #	Inner Bore	D	A	A1	M	d1	S1	T
RCSM-8	1/2	2.5312	1.0000		1.3750	1.1250	0.8750	0.50
RCSM-10	5/8	2.5312	1.0000		1.5625	1.3125	0.9219	0.50
RCSM-12	3/4	2.5312	1.0000		1.7812	1.5000	0.9219	0.50
RCSM-16	1	2.5312	1.0000		1.8750	1.6562	0.7812	0.50
RU1121-12	3/4	1.8125	0.7187	0.6250	1.3750	1.1875	0.7344	0.39
RU1121-16	1	2.2500	0.8125	0.7125	1.7500	1.5000	0.9219	0.39

# Bearings - Self-Aligning

Dimensions = I.D. X O.D. x Length

<p><b>FASCO</b></p>  <p><b>FA-34</b> 5/16 x 11/16 x 1/2"</p>	<p><b>FASCO</b></p>  <p><b>FA-38</b> 3/8 x .65 x 5/8"</p>	<p><b>FASCO</b></p>  <p><b>FA-35</b> 1/2" x 7/8 x 11/16"</p>	<p><b>FRANKLIN</b> (includes rivets, gasket &amp; retainer)</p>  <p><b>FB-42</b> 1/4 x 5/8 x .470"</p>
<p><b>SA-17</b></p>  <p>5/16 x .615 x 7/16"</p>	<p><b>WESTINGHOUSE</b></p>  <p><b>WEB-74</b> 1/2" bearing</p>	<p><b>A.O. SMITH</b></p>  <p><b>UB-1069</b> 17mm x 1-3/16 x 11/16"</p>	

## Universal



Part #	Fig.	I.D.	O.D.	Length
<b>UB-1067</b>	B	1/4	5/8	15/32
<b>UB-1068</b>	B	5/16	5/8	15/32
<b>UB-1065</b>	A	3/8	1	41/64
<b>UB-1066</b>	A	1/2	1	41/64

# Bearings - Sleeve

Acme #	I.D.	O.D.	Length	Finish	Motor Manufacturer	Material
<b>MB-60</b>	1/2	.622	13/16	not reamed	Marathon	bronze / steel
<b>CB-560</b>	1/2	5/8	9/16	not reamed	Century	babbitt / steel
<b>GB-427</b>	1/2	5/8	13/16	not reamed	GE	babbitt / steel
<b>GB-428</b>	1/2	5/8	13/16	reamed	GE	babbitt / steel
<b>SSB-51</b>	.610	.754	3/4	not reamed	A.O. Smith	bronze / steel
<b>GB-429</b>	5/8	3/4	13/16	not reamed	GE	babbitt / steel
<b>GB-430</b>	5/8	3/4	13/16	reamed	GE	babbitt / steel
<b>WEB-75</b>	.650	.800	7/8	not reamed	Westinghouse	bronze / steel
<b>CB-562</b>	.656	.800	13/16	not reamed	Century	babbitt / steel
<b>CB-561</b>	3/4	7/8	1	not reamed	Century	babbitt / steel



## Ball Bearing Drivers



Install ball bearings faster & easier without damaging seals or flanges. These drivers are treated, hardened & knurled. They are cadmium plated for rust protection. They can be used with an arbor press or mallet.

Acme #	Bearing
<b>TBI-20</b>	6200 / 6300
<b>TBI-21</b>	6201 / 6301
<b>TBI-22</b>	6202 / 6302
<b>TBI-23</b>	6203 / 6303
<b>TBI-24</b>	6204 / 6304
<b>TBI-25</b>	6205 / 6305
<b>TBI-26</b>	6206 / 6306
<b>TBI-27</b>	6207 / 6307
<b>TBI-28</b>	6208 / 6308
<b>TBI-29</b>	6209 / 6309

# Bearings - Misc.



**Wavy Washers**

Acme #	Bearing Size
WW-608	608
WW-6200	6200
WW-6202	6202
WW-6203	6203
WW-6204	6204 / 6303
WW-6205	6205 / 6304
WW-6206	6206 / 6305
WW-6207	6207 / 6306
WW-6208	6208 / 6307
WW-6209	6209
WW-6210	6210 / 6308
WW-6211	6211 / 6309
WW-6212	6212 / 6310
WW-6213	6213 / 6311
WW-6215	6215 / 6312
WW-6216	6216 / 6313
WW-6217	6217 / 6314
WW-6218	6218 / 6315
WW-6219	6219 / 6316
WW-6220	6220 / 6317
WW-6221	6221 / 6318



**Shaft Slingers**

Acme #	I.D.
WS-7	1/2
WS-8	5/8
WS-9	3/4
WS-25	7/8
WS-10	15/16
WS-26	1
WS-11	1-1/8
WS-21	1-1/4
WS-12	1-5/16
WS-22	1-1/2
WS-1625	1-5/8
WS-14	1-11/16
WS-15	1-3/4
WS-16	1-7/8
WS-17	2-1/16
WS-37	2-1/8
WS-38	2-3/8
WS-18	2-1/2
WS-19	2-7/8
WS-20	3-3/8



**Tolerance Rings**

Acme #	Bearing Used On	Recommended Housing Bore ( inches )
TR-608	608	.9440 / .9420
TR-6203	6203	1.653 / 1.651
TR-6204	6204 / 6303	1.928 / 1.924
TR-6205	6205 / 6304	2.145 / 2.143
TR-6206	6206 / 6305	2.538 / 2.536
TR-6207	6207	2.9129 / 2.9119
TR-6208	6208	3.2279 / 3.2269
TR-6209	6209	3.4248 / 3.4238
TR-6210	6210	3.6216 / 3.6206

\* OTHER SIZES AVAILABLE



**Shaft Adapters**

SA-14516	1/4 x 5/16"
SA-51638	5/16 x 3/8"
SA-3812	3/8 x 1/2"
GA-436	1/2 x 5/8"



GA-435 5/8 x 3/4"



**Fibre Washers**  
(100/PKG)

FW-20	1/4 x 3/8"
FW-26	5/8 x 7/8"

**Rubber Bearing Insert**



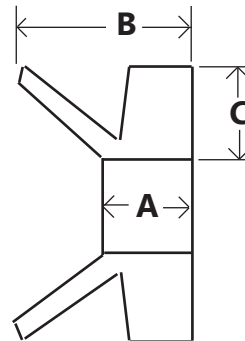
FI-46 for 608 bearing

**Finger Washers**

SW-608	for 608
SW-6200	for 6200
SW-6201	for 6201
SW-6202	for 6202
SW-6203	for 6203



# Bearings - V-Rings



Acme #	Shaft Diameter mm	"A" mm	"B" mm	"C" mm
<b>VR-010</b>	9.5 - 11.5	3.4	5.5	3
<b>VR-012</b>	11.5 - 12.5	3.4	5.5	3
<b>VR-014</b>	13.5 - 15.5	3.4	5.5	3
<b>VR-016</b>	15.5 - 17.5	3.4	5.5	3
<b>VR-018</b>	17.5 - 19	3.4	5.5	3
<b>VR-020</b>	19 - 21	4.7	7.5	4
<b>VR-022</b>	21 - 24	4.7	7.5	4
<b>VR-025</b>	24 - 27	4.7	7.5	4
<b>VR-028</b>	27 - 29	4.7	7.5	4
<b>VR-030</b>	29 - 31	4.7	7.5	4
<b>VR-032</b>	31 - 33	4.7	7.5	4
<b>VR-035</b>	33 - 36	4.7	7.5	4
<b>VR-038</b>	36 - 38	4.7	7.5	4
<b>VR-040</b>	38 - 43	5.5	9.0	5
<b>VR-045</b>	43 - 48	5.5	9.0	5
<b>VR-050</b>	48 - 53	5.5	9.0	5
<b>VR-055</b>	53 - 58	5.5	9.0	5
<b>VR-060</b>	58 - 63	5.5	9.0	5
<b>VR-065</b>	63 - 68	5.5	9.0	5
<b>VR-070</b>	68 - 73	6.8	11.0	6
<b>VR-075</b>	73 - 78	6.8	11.0	6
<b>VR-080</b>	78 - 83	6.8	11.0	6
<b>VR-085</b>	83 - 88	6.8	11.0	6
<b>VR-090</b>	88 - 93	6.8	11.0	6
<b>VR-095</b>	93 - 98	6.8	11.0	6
<b>VR-100</b>	98 - 105	6.8	11.0	6



# Bearings - Misc

**A-284**



1 lb. Permawick

**Bronze Shaft Sleeve  
( S.A. Armstrong )**



Acme #	I.D.	O.D.	Length	Material
<b>SB-1125</b>	1	1-1/4	2-1/4	bronze
<b>SB-185024</b>	1	1-1/4	2.36	bronze
<b>*SB-185025</b>	1	1-1/4	2.36	stainless steel
<b>SB-69003</b>	1-3/8	1-5/8	2-3/8	bronze
<b>SB-69021</b>	1-3/8	1-5/8	3-1/2	bronze
<b>425869-023</b>	1-3/8	1-3/4	3-1/2	bronze

\* SB-185025 comes with .02 fl oz. loctite  
for more sleeves see **PUMP SLEEVES**

**Variable Light Duty, Pulley Fixed Bore,  
Grey Cast Iron  
For Use On 3L, 4L, & 5L Belts**



1 groove



2 groove

Acme #	# of Grooves	I.D.	O.D.	Length
<b>PV-255</b>	1	1/2	2.50	1-9/16
<b>PV-305</b>	1	1/2	3.15	1-11/16
<b>PV-375</b>	1	1/2	3.75	1-11/16
<b>PV-405</b>	1	1/2	4.15	1-11/16
<b>PV-306</b>	1	5/8	3.15	1-11/16
<b>PV-376</b>	1	5/8	3.75	1-11/16
<b>PV-406</b>	1	5/8	4.15	1-11/16
<b>PV-307</b>	1	3/4	3.15	1-11/16
<b>PV-308</b>	1	7/8	3.15	1-11/16
<b>PV-378</b>	1	7/8	3.75	1-11/16
<b>PV-408</b>	1	7/8	4.15	1-11/16
<b>1VP50x7/8</b>	1	7/8	4.75	1-11/16
<b>2VP42X1-1/8</b>	2	1-1/8	3.95	3
<b>1VP44X1-1/8</b>	1	1-1/8	4.15	1-11/16
<b>1VP50X1-1/8</b>	1	1-1/8	4.75	1-11/16
<b>2VP50X1-1/8</b>	2	1-1/8	4.75	3

**Repair Sleeves ( Cast Iron )  
For Endbells**



Acme #	Bearing	Length
<b>E-0200</b>	6202	20mm
<b>E-0300</b>	6203	20mm
<b>E-0403</b>	6204 / 6303	21mm
<b>E-0504</b>	6205 / 6304	22mm
<b>E-0605</b>	6206 / 6305	30mm
<b>E-0706</b>	6207 / 6306	25mm
<b>E-0807</b>	6208 / 6307	26mm
<b>E-0900</b>	6209	30mm
<b>E-1008</b>	6210 / 6308	29mm
<b>E-1109</b>	6211 / 6309	31mm
<b>E-1210</b>	6212 / 6310	33mm
<b>E-1311</b>	6213 / 6311	37mm
<b>E-1400</b>	6214	32mm
<b>E-1512</b>	6215 / 6312	39mm
<b>E-1613</b>	6216 / 6313	41mm
<b>E-1714</b>	6217 / 6314	43mm
<b>E-1815</b>	6218 / 6315	40mm
<b>E-1916</b>	6219 / 6316	47mm
<b>E-2219</b>	6222 / 6319	51mm

# Bodine

**BNE300**



brush spring, 3/8 wide x 7/8" long

**BOC-10** total height : 11mm  
for type 32A / 42A  
**BOC-11** total height : 8.5mm  
for type 33A



plastic brush cap, thread O.D. : 30MM

**BOB-1**



graphite, 1/4 x 3/8 x 1" long  
1/4" quick connect

**BOB-2**



graphite, 1/4 x 3/8 x 3/4" long

**BOB-5** 1/8 x 1/4 x 5/8" long  
**BOB-3** 3/16 x 1/4 x 3/4" long  
**BOB-4** 7/32 x 3/8 x 1" long



graphite brush

# Brook

**BRS-3**



1 set of contacts

## Plastic Cooling Fans

Part #	I.D.	O.D.	# Of Fins	RPM	Type	Frame
<b>BRF-23</b>	5/8	7-3/4	7	ALL	A	L 182/4T
<b>BRF-25</b>	5/8	9	7	ALL	A	L 213/5T
<b>BRF-27</b>	1-1/4	11-1/4	7	1725	A	L 254/6T



**TYPE A**  
pin style



**TYPE B**  
press fit

# Brushes

Acme #	Thick.	Width	Length	Spring Length	Spring Diameter	Cap Diameter
*1410	3/16	3/16	3/8	13/16	.188	1/4
1539	3/16	3/16	7/16	1-1/8	.188	1/4
1513	3/16	7/32	7/16	1	.175	1/4
1527	3/16	1/4	7/16	13/16	.210	.210
1505	3/16	1/4	1/2	5/8	.188	1/4
V-31	3/16	1/4	13/16	1-3/8	.220	1/4
*BBO-004	5mm	8mm	5/8	5/8	.210	.240
BMW-100	7/32	.275	9/16	1	.260	.260
1518	7/32	5/16	11/16	1-1/4	.250	9/32
BBD-209	7/32	1/2	7/8	1-3/4	.375	3/8
BRY-062	.235	.252	3/8	5/8	.210	.260
*BPC-842	1/4	1/4	3/8	3/4	.175	.310
1603	1/4	1/4	9/16	7/8	.250	1/4
*BPC-173	1/4	1/4	9/16	1	.220	.280
*BP5066BP01	1/4	1/4	5/8	7/8	.220	5/16
1521	1/4	1/4	11/16	1-1/2	.250	1/4
*BP5021V01	1/4	1/4	7/8	1-1/4	.240	.365
*1525	1/4	5/16	9/16	1-1/8	.250	7/16
1507	1/4	5/16	5/8	1-1/8	.250	1/4
1615	1/4	5/16	5/8	1-3/16	.250	7/16
BBD-122	1/4	5/16	5/8	1-3/8	.220	.230
1602	1/4	3/8	9/16	1	.250	5/16
BBD-535	1/4	3/8	9/16	1-1/8	.250	5/16
BMW-170	1/4	3/8	9/16	1-1/8	.275	.330
BBD-123	1/4	3/8	5/8	1-3/8	.300	.300
BPC-838	1/4	3/8	3/4	1-3/8	.290	.420
*G-162	1/4	3/8	3/4	2	.275	5/16
BHT-010	6.25mm	11mm	5/8	1-1/4	.290	.310
BMW-260	1/4	7/16	3/4	1-3/8	.315	5/16

\* = graphite



# Brushes

Acme #	Thick.	Width	Length	Spring Length	Spring Diameter	Cap Diameter
*1543	1/4	1/2	3/4	1-1/2	.375	3/8
BSK-845	1/4	1/2	3/4	1-1/2	.300	.300
BMW-055	1/4	9/16	3/4	1-1/4	.360	.330
1609	1/4	5/8	3/4	2	.437	15/32
1302	1/4	3/4	3/4	2-1/8	.500	9/16
B-120	5/16	5/16	7/8	1-3/4	.260	.370
1306	5/16	15/32	1	1-7/8	.343	3/8
B-162	5/16	15/32	1	1-5/8	.435	.420
*L-92	5/16	1/2	3/4	2-1/4	.350	.435
1308	5/16	5/8	7/8	1-3/4	.437	9/16



\* = graphite

Acme #	Thick.	Width	Length	Spring Length	Spring Diameter	Cap Diameter
* BP5060BD02	1/8	3/16	5/8	7/8	.150	.240
+* BP5118BJ01	1/8	1/4	.400	7/8	.165	.310
GEB-3035	1/8	1/4	9/16	1-1/4	.165	.315
BP5049AP01	.172	.554	1	1-1/4	.315	.500
* BMA-14	5mm	8mm	3/8	5/8	.230	.350
* BMA-50	5mm	8mm	7/16	3/4	.230	.350
* BMA-124	6mm	10mm	9/16	1	.310	.430
* B-108	.240	3/4	1	2	.500	.820
* BRY-069	.245	.520	11/16	1	.350	.550
BP5048AP01	1/4	3/8	1/2	5/8	.250	7/16
BP5046AP01	1/4	3/8	1/2	1-1/8	.270	.445
BMW-390	1/4	3/8	9/16	3/4	.270	.400
1506	1/4	3/8	5/8	1-3/8	.310	7/16
* BBR-1088	1/4	3/8	5/8	7/8	.260	.465
BP5052BP01	1/4	3/8	5/8	1	.275	7/16
2-1820	1/4	3/8	5/8	1-1/8	.275	7/16
BSK-773	1/4	3/8	5/8	1	.290	.500
BMW-450	1/4	7/16	1/2	3/4	.320	.500
1611	1/4	7/16	5/8	1-5/16	3/8	1/2
* BPC-76	1/4	7/16	3/4	1-1/8	.310	.510
1614	1/4	1/2	11/16	1-5/16	3/8	1/2
* BPC-266	1/4	1/2	3/4	7/8	.330	.560
BBD-978	1/4	1/2	3/4	1-1/4	.360	.560
1601	1/4	1/2	3/4	1-9/16	.315	3/8
203339-01	1/4	1/2	1	1-1/2	.437	.53
* BRY-069	1/4	.520	11/16	1-1/8	.350	.550
@ BBO-038	1/4	.550	5/8	1	.410	.710

+ = copper  
\* = graphite



**Eared  
Brush**

# Brushes

Acme #	Thick.	Width	Length	Spring Length	Spring Diameter	Cap Diameter
<b>BMW-550</b>	1/4	9/16	11/16	1-1/4	.360	.560
@ <b>BMW-730</b>	1/4	9/16	3/4	1-1/4	.360	.560
* <b>221101-03</b>	1/4	5/8	5/8	1-3/8	.450	3/4
<b>B-127</b>	1/4	5/8	.670	1	.420	.525
<b>R-292</b>	1/4	5/8	1	2-1/8	.500	.530
@ <b>B-110</b>	1/4	.650	1	1-7/8	.410	.530
<b>AE-2</b>	1/4	3/4	1-1/8	2-1/4	.605	.820
* <b>BMA-154</b>	.255	.530	5/8	1	.310	.560
<b>BRY-068</b>	.255	.625	5/8	1-1/8	.360	.620
<b>BMA-200</b>	.275	.705	5/8	1	.380	.710
@ <b>BMW-330</b>	9/32	13/32	5/8	1-1/2	.320	.460
* <b>LB-16</b>	5/16	5/16	9/16	3/4	.225	.430
<b>BBR-1873</b>	5/16	7/16	5/8	7/8	.315	.500
* <b>BBR-1087</b>	5/16	7/16	5/8	1	.365	.500
* <b>BP5000H03</b>	5/16	7/16	13/16	1-1/4	.315	.500
<b>B-133</b>	5/16	1/2	11/16	1-1/8	.375	.590
<b>106</b>	5/16	1/2	7/8	1-5/8	.375	.500
@ <b>B-163</b>	5/16	9/16	9/16	1-5/8	.360	.590
@ <b>B-165</b>	5/16	9/16	15/16	1-5/8	.335	.685
<b>BP5000BK08</b>	5/16	5/8	13/16	1-1/2	.410	.750
* <b>BP5000AW14</b>	5/16	5/8	13/16	1-3/8	.440	.750
<b>BSK-104</b>	.315	.630	11/16	13/16	.350	.585
<b>A-55</b>	11/32	3/4	1	1-13/16	.625	13/16
* <b>BSK-034</b>	.350	5/8	3/4	1-1/4	.430	.810
@ <b>BBD-219</b>	3/8	1/2	7/8	1-3/8	.390	.600
* <b>221102-02</b>	3/8	3/4	3/4	1-1/8	.500	.750
* <b>BP5000T15</b>	3/8	3/4	1-3/16	1-5/8	.500	.750
<b>BPC-25</b>	.390	.485	3/4	7/8	.380	.670
* <b>419904-30A</b>	10MM	16MM	1-1/8	1-1/2	.485	.750

\* = graphite

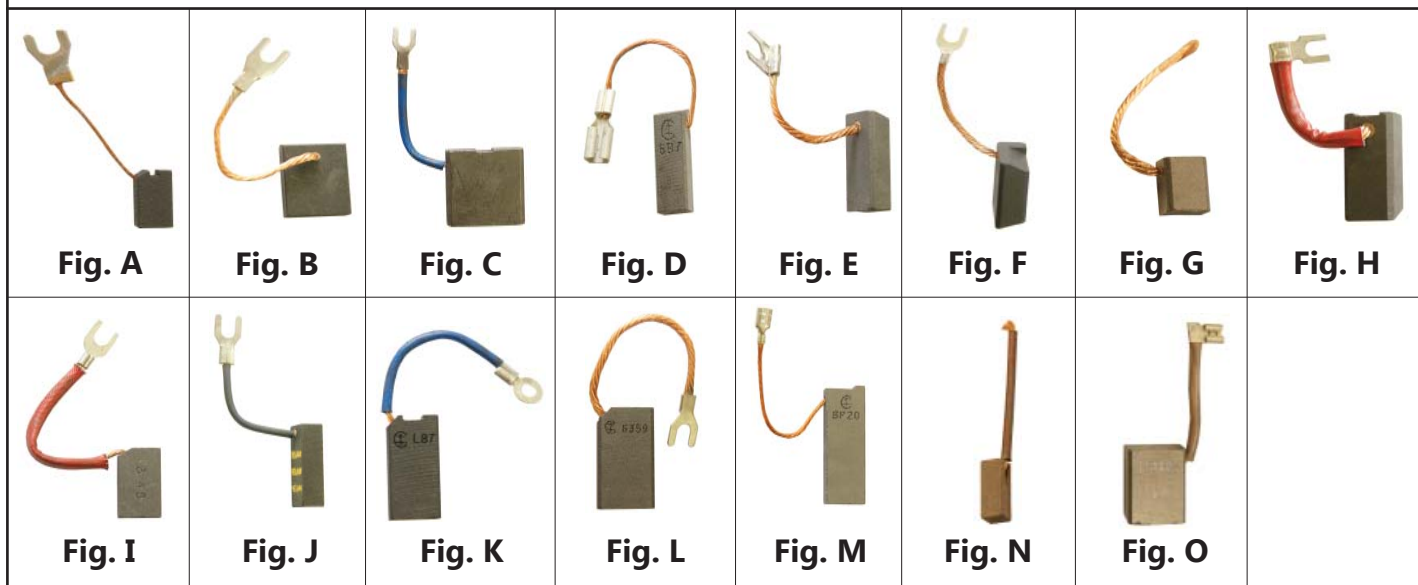
@ = split



**Eared  
Brush**



# Brushes



Acme #	Fig.	Thick.	Width	Length	Shunt Length	Comments
1504	A	3/16	3/16	1/2	1-7/8	ring terminal
BAB-232	B	3/16	3/4	1	2-7/8	Baldor
BBO-023	B	5MM	8MM	5/8	1-3/8	1/8" quick connect, Bosch
411683-30A	J	8MM	12MM	1-1/8	2-1/4	Reliance
1560	A	1/4	1/4	5/8	1-5/8	
1171	G	1/4	1/4	1/2	2	high copper content
13-H	N	1/4	1/4	5/8	1-5/8	high copper content
*BOB-1	D	1/4	3/8	1	1-7/8	Bodine, 1/4" quick connect
BAB-230	B	1/4	1/2	7/8	3-1/8	Baldor
*B-114	M	1/4	.550	1-5/8	2-5/8	3/16" quick connect, Sears shop vacuum
L-85	K	1/4	5/8	1	2-3/4	shunt not insulated, Leland
B-115	G	9/32	9/32	1/2	1-3/4	high copper content
YP00542	O	.291	.871	1-1/8	2-1/8	graphite, top & bottom bevelled, 1/4" quick connect
1172	G	5/16	5/16	1/2	1-1/4	high copper content
B-161	I	5/16	1/2	7/8	3	carbon / graphite, Ohio
L-87	K	5/16	5/8	1-1/4	3	Leland
BP5070A01	B	5/16	3/4	1-1/4	2	Baldor
BAB-231	B	5/16	7/8	1-1/4	3-1/8	Baldor
BAB-14	B	5/16	1-1/4	1-3/8	3-1/4	Baldor
*GEB-3000	E	3/8	5/8	1-1/8	1-7/8	General Electric
B-132	K	3/8	13/16	1-1/8	2-1/4	Imperial 36& 48 volt, carbon / graphite
GEB-3025	F	3/8	1	1-1/8	2-1/2	General Electric, top slot
*LB-1	C	3/8	1-1/4	1-1/4	2	Leeson .075" shunt diameter 1/4" slot 90VDC
*LB-12	C	3/8	1-1/4	1-1/4	2	Leeson .075" shunt diameter 1/4" slot 180VDC
*LB-15	C	3/8	1-1/4	1-1/4	2	Leeson .125" shunt diameter 3/8" slot 12 & 24VDC
BP5258A01	B	7/16	3/4	1-1/4	2	Baldor
GEB-3005	H	1/2	5/8	1-7/16	2-7/16	General Electric
G-359	L	1/2	1	1-3/4	5	General Electric
11-751212	L	3/4	1-1/4	2-1/2	4	Westinghouse, shunt thickness 0.150"

\* = graphite

shunt length includes terminal

# Brushes

Acme #	Thick.	Width	Length	Spring Length	Spring Diameter	Cap Diameter	Ref
<b>B-164</b>	.185	3/4	1-1/8	1-3/4	.475	.460	pipe threaders
<b>1558</b>	1/4	7/16	3/4	1-7/8	3/8	3/8	
<b>*GEB-3055</b>	1/4	3/8	7/8	2-1/4	.335	.465	General Electric
<b>1612</b>	1/4	1/2	5/8	1-3/8	3/8	19/32	GE lawnmower
<b>*GEB-3030</b>	1/4	1/2	7/8	2-1/4	3/8	11/16	General Electric
<b>GEB-3090</b>	5/16	3/8	3/4	2	.350	.460	General Electric
<b>*GEB-3010</b>	1/2	1/2	7/8	2-1/2	1/2	5/8	General Electric
<b>GEB-3105</b>	3/8	5/8	7/8	2-1/4	1/2	.690	General Electric



**eyelet**

\*graphite

Acme #	Thick.	Width	Length	Spring Length	Spring Diameter	Cap Diameter	Ref
<b>L-74</b>	3/16	9/16	13/16	1-1/2	3/8	9/16	Leland
<b>*L-75</b>	3/8	17/32	13/16	1-1/2	7/16	9/16	Leland



**bell cap**

\*graphite

Acme #	Thick.	Width	Length	Spring Length	Spring Diameter	Cap Diameter	Ref
<b>BBD-368</b>	1/4	1/2	3/4	1-1/2	.300	3/8 & 9/16	



Acme #	Thick.	Width	Length	Spring Length	Spring Diameter	Cap Diameter	Ref
<b>G-253</b>	1/4		11/16	1-1/4	1/4	1/4	General Electric



**round carbon**

Acme #	Thick.	Width	Length	Spring Length	Spring Diameter	Cap Diameter	Ref
<b>1511</b>	3/16	1/4	7/16	1-1/4	7/32		
<b>1607</b>	3/16	3/16	1/2	1-1/8	3/16		
<b>1610</b>	3/16	1/4	1/2	1-1/8	3/16		
<b>*BOB-3</b>	3/16	1/4	3/4	1-3/16	.16		Bodine
<b>*BOB-4</b>	7/32	3/8	1	1-9/16	3/8		Bodine
<b>1605</b>	1/4	1/4	7/16	1-1/4	1/4		



**no shunt**

\*graphite

# Brushes

## Clarke Floor Sander



3/16 x 29/32 x 7/8"

**B-103** graphite  
**T-167** carbon



**B-102**

3/16 x 29/32 x 1"



**B-129**

3/16 x 29/32 x 1"  
1/4" quick connect



**T-165**

5/16 x 3/4 x 1" long  
top groove : 3/16 wide x 1/4"

### BCH-50932A



brush spring for Clarke Super 7  
approx. size .600 x 1.020"

### Carbon Only



**BSK-171** 3/16 x 1/4 x 7/16" (graphite)

**BSK-365** 1/4 x 3/8 x 5/8"

**BSK-173** 1/4 x 7/16 x 5/8"

### Leland



**BMW-275** 1/4 x 5/16 x 9/16"

**L-68** 1/4 x 5/8 x 1-1/8"

**L-67** 5/16 x 13/16 x 1"

### M-630

Master, 3/16 x 1/2 x 7/8"

### M-225

Master, 1/4 x 5/8 x 1-3/8"

### BR-103260

3/8 x 3/4 x 1-3/8"



### B-24H



.157 x .204 x .375" long  
copper grade

### Nordic Hose Reel Brush



### B-100

graphite, 3/8 x .400 x 3/4"

### Rigid Pipe Threader



### A-55

11/32 x 3/4 x 1"  
spring length : 1-13/16"  
cap diameter : 13/16"

### W-181

Wagner - Tapered  
1/8 & 7/32 x 9/16 x 3/4"

### W-182

Wagner - Tapered  
1/8 & 7/32 x 3/4 x 3/4"

### W-501

Wagner - Tapered  
3/32 & 9/32 x 1-1/4 x 1-1/4"




### Dairy Queen Machine Brush



### B-134

1/4 x 3/8 x 3/4", 1/16" quick connect  
has slot as shown

### Treadmill Brush



### BR-928


without wear wire

### BR-928A

with wear wire

McMillan, Cybex, Landice, etc.  
.375 x .669 x 1" graphite

# Brushes - Top Shunts




Acme #	Fig.	Thick.	Width	Length	Shunt Length **	Reference	Insulated Shunt	Power Pad	Graphite	Split	Top Bevel	Bottom Bevel	Terminal
B-160	3	3/16	5/8	1	3	Imperial	X						slot
B-219	2	3/16	3/4	1	2-1/4			X					slot
B-102	3	3/16	29/32	1	2-3/4	Clarke Floor Sander	X				slot		1/4" quick connect
B-129	4	3/16	.920	1	1-3/4	Clarke Super 7 Edger							.210" ring
L-84	6	3/16	1-3/8	1	2	Leland	X						
BBO-019	1	5mm	8mm	11/16	1-1/2	Bosch							1/8" quick connect
BP5011T01	1	7/32	5/8	15/16	1-1/8	Baldor				X			3/16" quick connect
BSK-340	5	1/4	1/4	11/16	1-1/8	Skil			X				1/8" flag quick connect
BMW-710	2	1/4	5/16	9/16	1-1/8	Milwaukee							3/16" flag quick connect
B-128	3	1/4	1/2	7/8	1-1/4	Rigid 600			X				slot
1170	1	1/4	1/2	1	2-3/4								slot
L-85	2	1/4	5/8	1	2-3/4	Leland							.190" ring
G-275	1	1/4	3/4	1-1/4	3-1/4	General Electric				X	X		slot
YP00417	8	1/4	3/4	1	3-1/4	Pacific Scientific		red top	X				slot
L-93	6	1/4	1-3/8	1	3	Leland	X			X	X		.215" ring
BSK-537	3	9/32	5/8	15/16	1-1/2	Skil							.190" ring
B-105	3	.290	7/8	1-1/16	1-1/2	YP00356	X		X				3/16" 90 degree quick connect
YP00373	9	.290	7/8	7/8	1-3/8	Pacific Scientific	X		X				3/16" 90 degree quick connect
B-107	4	.290	7/8	15/16	1-5/8	YP00357	X		X				.275" I.D. slot
YP00351	9	.290	7/8	7/8	1-5/8	Pacific Scientific	X		X				slot
BPC-873	1	5/16	1/2	1	2	Porter Cable							.150" ring terminal
BP5004A01	7	5/16	5/8	1-1/4	3-5/8	Baldor	X	metal		X			slot
BP5004C01	7	5/16	5/8	1-1/4	3-5/8	Baldor	X	metal	X	X			slot
L-87	2	5/16	5/8	1-1/4	3	Leland	X						.190" ring

\*\* shunt length includes terminal

Acme Electric (Port Hope) Ltd.

# Brushes - Top Shunts



Acme #	Fig.	Thick.	Width	Length	Shunt Length **	Reference	Insulated Shunt	Power Pad	Graphite	Split	Top Bevel	Bottom Bevel	Terminal
BP5002A02	5	5/16	3/4	1-1/4	4	Baldor	X	metal			X		slot
YP00501	7	5/16	7/8	1-1/4	2-1/4	Pacific Scientific		red top				X	1/4" 90 degree quick connect
YP00493	8	5/16	7/8	1-1/4	2-1/8	Pacific Scientific	X		X				90 degree slot
LB-5	8	5/16	7/8	1-1/4	2	Leeson			X				slot
B-106	8	5/16	1-1/4	1-1/2	3-1/4	Pacific Scientific			X				slot
BP5002A03	5	5/16	7/8	1-1/4	3-7/8	Baldor	X	metal			X		slot
BP5002C03	5	5/16	7/8	1-1/4	3-7/8	Baldor	X	metal			X		slot
YP00435	8	5/16	1-1/4	1-1/4	3-1/4	YP00435			X				90 degree slot
411683-22A	11	9MM	24MM	1-3/16	2-3/8	Reliance	X						slot
418053-1A	3	3/8	3/4	1	2-1/4	Reliance	X				X		slot
L-65	2	3/8	3/4	1-1/8	2-3/4	Leland							ring
221081-04	9	3/8	3/4	1-1/8	2-1/2	Indiana General	X				X		slot
13-377594	6	3/8	3/4	1-1/8	4-1/4		X	red top		X			slot
10-377522	3	3/8	3/4	1-1/4	2-1/2	Reliance	X	red top			X		slot
404844-AU	6	3/8	3/4	1-1/2	3-3/4	Leeson	X			X		X	slot
LB-3	10	3/8	.780	13/16	2-7/8		X						1/4" quick connect
B-132	11	3/8	13/16	1-1/8	2-1/4	Imperial 36 & 48V	X						slot
56-378161	7	3/8	13/16	13/16	3-1/4		X		X				.210" ring
BP5125A01	4	3/8	7/8	1-1/2	2-7/8	Baldor	X					X	slot
BP5001C01	4	3/8	7/8	1-1/2	2-7/8	Baldor	X					X	slot
BP5002A01	5	3/8	7/8	1-1/4	3-7/8	Baldor	X	metal			X		slot
BP5002E01	5	3/8	7/8	1-1/4	3-7/8	Baldor	X	metal	X		X		slot
G-358	2	3/8	7/8	1-3/8	3-3/8	General Electric					X		ring

\*\* Shunt length includes terminal

# Brushes - Top Shunts



Acme #	Fig.	Thick.	Width	Length	Shunt Length**	Reference	Shunt				Terminal	
							Insulated	Power Pad	Graphite	Split		
210782-01	1	3/8	1	1-1/8	2-3/4	Magnetek	X				X	slot
BP18044-4	6	3/8	1	1-1/4	2-1/2	Baldor					X	slot
GEB-3050	1	3/8	1	1-1/4	3	General Electric					X	slot
419904-1BX	1	3/8	1	1-1/4	3-3/4	Reliance	X					slot
221081-10	1	3/8	1	1-1/2	2-1/2	Indiana General			X			slot
404844-AT	4	3/8	1-1/4	1-1/2	3-3/4	Reliance		red top		X		slot
B-119	4	3/8	1-1/4	1-5/8	3-7/8	Reliance		red top		X		slot
L-90	1	3/8	1-3/8	1-1/8	2-1/2	Leland					X	.210" ring
411683-18A	2	10MM	16MM	1-1/4	2	Reliance	X					slot
411683-18C	2	10MM	16MM	1-1/4	2	Reliance	X		X			slot
419904-50A	9	10mm	20mm	1	2-1/4	Reliance				X		slot
419904-51AB	9	10mm	20mm	1-1/4	3-3/4	Reliance	X	red top		X		slot
419904-51AD	4	10mm	25mm	1-1/4	4	Reliance	X	red top		X		slot
BP5002A04	3	7/16	3/4	1-1/4	3-7/8	Baldor	X	metal			X	slot
BP5002E04	3	7/16	3/4	1-1/4	3-7/8	Baldor	X	metal	X			slot
3141-BT	8	7/16	7/8	1-7/8	3-1/4	Reliance					X	slot
BP5031A01	7	7/16	1-1/4	1-3/8	2-7/8	Baldor	X					90 degree slot
BP5027A01	7	7/16	1.850	1-3/8	2-7/8	Baldor	X					90 degree slot
419904-51AF	10	.485	1.255	1-1/4	3-3/4	Reliance	X	red top		X		slot
G-359	5	1/2	1	1-3/4	5	General Electric						slot
B-122	10	1/2	1-1/4	1-3/8	4	Reliance	X	red top		X		slot
3141-WN	4	1/2	1-5/8	2-1/4	5-1/4	Reliance		red top		X		slot

\*\*shunt length includes terminal



# Brushes - Top Shunts

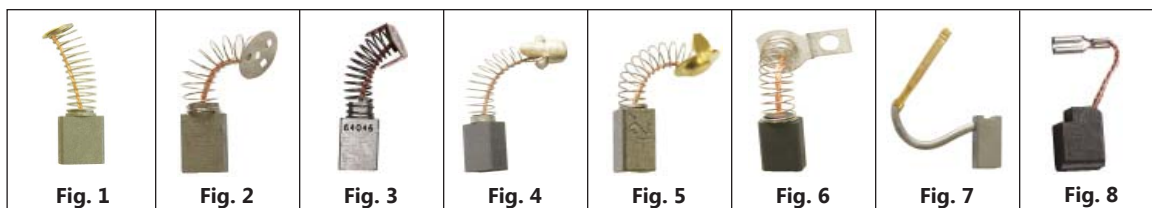
Acme #	Fig.	Thick.	Width	Length	Shunt Length **	Reference	Insulated Shunt	Power Pad	Graphite	Split	Top Bevel	Bottom Bevel	Terminal
GEB-3040	1	5/8	1/2	2	2-1/2	General Electric		metal	X	X	X	X	slot
GEB-3020	1	5/8	7/8	1-1/2	2-1/2	General Electric		metal	X	X	X	X	slot
GEB-3070	3	5/8	1-1/4	2	4-7/8	General Electric		metal	X	X	X	X	slot
BP360243	2	5/8	1-1/4	2	4	Baldor		metal	X	X	X	X	slot
419904-52AF	3	5/8	1-1/4	1-9/16	4-3/8	Reliance		red top	X	X	X	X	slot
B153922	2	5/8	1-1/4	1-7/8	4-3/4	U.S. Motors	X	red top	X	X	X	X	slot
419904-4AV	3	5/8	1-5/8	1-9/16	4-1/2	Reliance	X	red top	X	X	X	X	slot
419904-52AB	3	5/8	1-9/16	1-9/16	4-5/16	Reliance	X	red top	X	X	X	X	slot
B153902	4	3/4	7/8	1-9/16	3-1/2	Emerson / U.S.	X	red top	X	X	X	X	slot
GEB-3060	4	3/4	1-1/4	1-3/4	4	General Electric		red top	X	X	X	X	slot
GEB-3085	4	3/4	1-1/4	2	3-3/4	General Electric		metal	X	X	X	X	slot
11-751212	5	3/4	1-1/4	2-1/2	4	Westinghouse		metal	X	X	X	X	slot
BP40019-3	3	3/4	1-1/2	2-3/4	4-1/4	Baldor		metal	X	X	X	X	slot
GEB-3125	3	3/4	1-1/2	2-7/8	4	General Electric		metal	X	X	X	X	slot
BP50034-2	3	7/8	1-1/2	2-7/8	4-1/2	Baldor		metal	X	X	X	X	slot
GEB-3080	3	7/8	1-1/2	3	5-1/2	General Electric		red top	X	X	X	X	slot
B153682	3	7/8	1-1/2	3-1/8	5-3/4	Emerson / U.S.		red top	X	X	X	X	slot
3141-WL	3	7/8	1-5/8	2-5/8	5-1/2	Reliance		red top	X	X	X	X	slot
GEB-3015	4	1	1-1/4	2-1/2	4-1/2	General Electric		red top	X	X	X	X	slot
GEB-3115	3	1	1-1/2	3-1/8	5-1/2	General Electric		red top	X	X	X	X	slot

\*\*shunt length includes terminal



# Brushes

## Black & Decker



Acme #	Fig.	Thick.	Width	Length	Spring Length	Spring Dia.	Cap Dia.	Ref #
* BBD-371	7	6mm	7mm	1/2				445861-03
BMW-100	1	7/32	.275	5/8	1	.260	.260	26201 / 22180100
BBD-209	1	7/32	1/2	7/8	1-7/8	.370	.360	6053
BBD-122	1	1/4	5/16	5/8	1-3/8	.238	.250	7506, 19890
BBD-81281	8	1/4	3/8	1/2				650916-01, 1/8" q.c.
BBD-743	6	1/4	3/8	5/8	7/8	.210	.535	131743-00
* BBD-535	1	1/4	3/8	5/8	1	.210	.305	50945-00, 32876
* BBD-814	5	1/4	3/8	5/8	7/8	.330	.455	400813-00, 400814-00
BBD-123	1	1/4	3/8	3/4	1-5/8	.295	.310	6585
* BBD-3232	2	1/4	1/2	3/4	1	.370	.655	145323-02
* BBD-978	3	1/4	1/2	3/4	1-1/4	.365	.554	449978-00
BBD-368	4	1/4	1/2	3/4	1-3/4	.320	.550 & .393	49734-00
BSK-773	3	1/4	3/8	3/4	1	.290	.493	66317-00 / 61773
BBD-374	2	.276	.410	1/2	1	.330	.665	450374-00, 450374-02
@BBD-219	3	3/8	1/2	7/8	1-1/4	.425	.605	131602-00

\* = Graphite

@ = Split

## Bosch



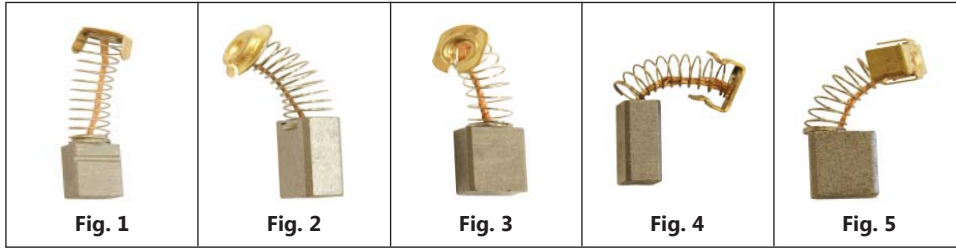
Acme #	Fig.	Thick. mm	Width mm	Length	Spring Length	Spring Dia.	Cap Dia.	Ref #
BBO-023	4	5	8	5/8				2-604-320-908, 910
BBO-004	1	5	8	5/8	5/8	.230	.240	1-607-014-117
BBO-501	2	6.25	9.25	5/8	7/8	.320	.435	3-607-014-501
BBO-008	7	6.25	12.5	3/4				1-617-014-110
@BBO-038	2	6.25	14	5/8	1	.420	.710	3-607-014-507
* BBO-025	5	6.25	16	7/8				1-607-014-130
BBO-002	6	6.25	16	7/8	1-1/4			1-617-014-113
BBO-019	3	5	8	3/4				1-607-014-128

\* = Graphite

@ = Split

# Brushes

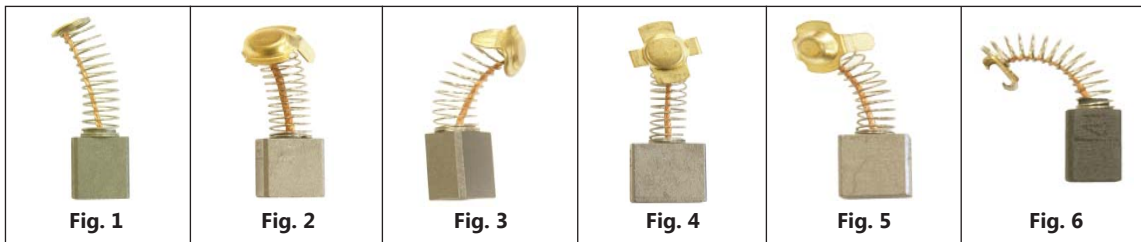
## Makita



Acme #	Fig.	Thick. mm	Width mm	Length mm	Spring Length	Spring Dia.	Cap Dia.	Ref #
*BMA-14	1	5	8	10	16	6	9	
*BMA-70	4	5	8	11	13	5	7	643069-7
*BMA-50	1	5	8	12	19	6	9	643050-8
*BMA-55	5	5	8	12.7	19	5	7.5	191956-9
*BMA-408	3	6	9	12	16	7	10	
*BMA-124	1	6	10	14	25	8	11	191945-4
*BMA-154	1	6.5	13.5	16	25	8	14	181047-4
*BMA-250	2	7	11	19	19	8.5	14	
BMA-200	1	7	18	16	22	9.5	18	

\* = Graphite

## Hitachi



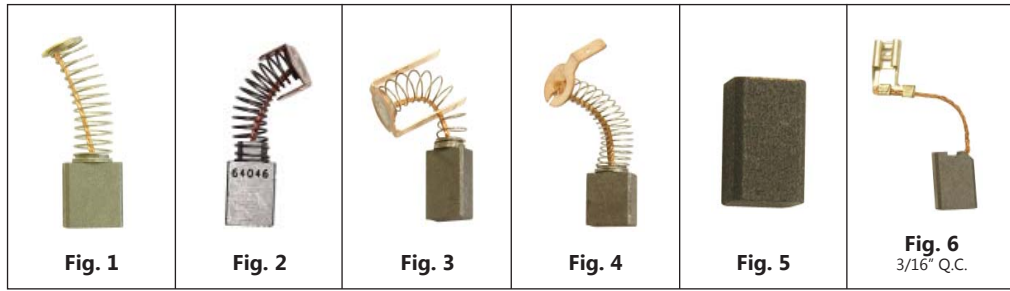
Acme #	Fig.	Thick. mm	Width mm	Length mm	Spring Length	Spring Dia.	Cap Dia.	Ref #
* BHT-011	3	6	6.5	12	13	5.5	9	999011
* BHT-021	3	6.50	7.5	12	19	5.5	9.5	999021
BHT-041	6	6.50	7.5	13	19	5.5		999041
BHT-010	1	6.25	11	16	28	7.5	8	999010
* BHT-038	5	7	13	17	28	7.5	14.5	999038
* BHT-044	4	7	17	17	28	8.5	18	999044
*@BHT-044A	4	7	17	17	28	8.5	18	999081Z
* BHT-043	2	7	11	17	25	7.5	14	999043

\* = Graphite

@ = Auto Cut-Off

# Brushes

## Milwaukee



Acme #	Fig.	Thick.	Width	Length	Spring Length	Spring Dia.	Cap Dia.	Ref #
<b>BMW-100</b>	1	7/32	9/32	9/16	15/16	.265	.265	22-18-0100
<b>*BPC-842</b>	1	1/4	1/4	7/16	3/4	.200	.215	22-18-0155
<b>BMW-275</b>	5	1/4	5/16	1/2				22-16-0275
<b>BMW-710</b>	6	1/4	5/16	9/16				22-18-0710
<b>BMW-170</b>	1	1/4	3/8	9/16	1-1/8	.275	.340	22-18-0170
<b>BMW-390</b>	2	1/4	3/8	9/16	3/4	.270	.400	22-18-0390
<b>BMW-450</b>	2	1/4	7/16	1/2	3/4	.330	.500	22-18-0450
<b>*BPC-76</b>	2	1/4	7/16	3/4	1-1/4	.285	.500	22-18-0110
<b>BMW-680</b>	3	1/4	7/16	5/8	1	.310	.500	22-18-0670, 0680
<b>BMW-260</b>	1	1/4	7/16	3/4	1-1/4	.325	.340	22-18-0260
<b>BMW-055</b>	1	1/4	9/16	3/4	1-1/4	.370	.330	22-18-0055
<b>BMW-550</b>	2	1/4	.560	5/8	1	.370	.550	22-18-0550
<b>@BMW-730</b>	2	1/4	.560	3/4	1-1/4	.360	.605	22-18-0730
<b>@BMW-330</b>	2	9/32	13/32	5/8	1-3/8	.325	.455	22-18-0330

\* = Graphite  
@ = Split

## Ryobi

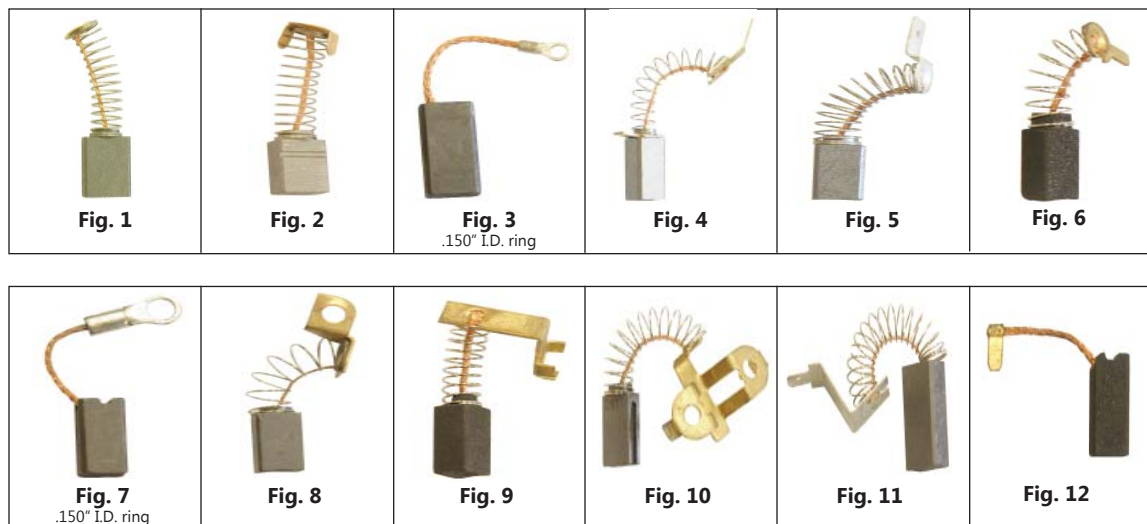


Acme #	Fig.	Thick. mm	Width mm	Length mm	Spring Length	Spring Dia.	Cap Dia.
<b>BRY-066</b>	6	5	8	11	19	6	
<b>BRY-065</b>	5	5	8	13	16	6	
<b>BRY-071</b>	3	6	6.5	10			
<b>BRY-062</b>	1	6	6.5	10	16	5.5	6.5
<b>BRY-061</b>	4	6	8	13			
<b>BRY-069</b>	2	6.5	13.5	17	28	9	14
<b>BRY-068</b>	2	6.5	16	16	25	9.5	15.5

\* = Graphite

# Brushes

## Porter Cable




Acme #	Fig.	Thick.	Width	Length	Spring Length	Spring Dia.	Cap Dia.	Ref #
* BPC-289	10	3/16	7/16	5/8	1	.325		689668
* BPC-842	1	1/4	1/4	7/16	3/4	.200	.215	850842
* BPC-345	5	1/4	1/4	7/16	3/4	.235	.235	876345
* BPC-173	1	1/4	1/4	9/16	1	.220	.280	876345, 802173
* BPC-734	8	1/4	1/4	7/16	5/8	.245	.235	869734
BPC-764	6	1/4	1/4	1/2	3/4	.255	.300	693764
BPC-741	7	1/4	1/4	1/2				690741
* BPC-866	4	1/4	1/4	1/2				868866
BPC-96	12	1/4	1/4	5/8				1250896
BPC-785	9	1/4	.295	1/2	3/4	.240		875785
BPC-838	1	1/4	3/8	3/4	1-3/8	.290	.425	800838
* BPC-76	2	1/4	7/16	3/4	1-1/4	.285	.500	874076, 824216
* BPC-668	11	1/4	7/16	3/4	1	.300		689668
* BPC-266	2	1/4	1/2	3/4	7/8	.340	.550	878266
BPC-873	3	5/16	1/2	1				698873
BPC-25	2	.390	.490	3/4	1	.390	.675	1258025

\* = Graphite



# Brushes

## Skil



Acme #	Fig.	Thick.	Width	Length	Spring Length	Spring Dia.	Cap Dia.	Ref #
<b>BSK-171</b>	3	3/16	1/4	3/8				20171
<b>BSK-568</b>	4	.234	.266	1/4				350568
<b>BSK-524</b>	3	1/4	1/4	3/8				27553
<b>BSK-845</b>	1	1/4	1/2	3/4	1-1/2	.300	.310	1845
<b>*BSK-931</b>	6	1/4	1/4	9/16				353931
<b>*BSK-340</b>	5	1/4	1/4	5/8				410340
<b>BSK-347</b>	8	1/4	11/32	1/2	1/2	.300		37705 / 67705
<b>BSK-973</b>	2	1/4	3/8	1/2	7/8	.330	.430	23973
<b>BSK-365</b>	3	1/4	3/8	1/2				29365
<b>BSK-773</b>	2	1/4	3/8	5/8	1	.290	.500	61773
<b>BMW-450</b>	2	1/4	7/16	1/2	3/4	.320	.500	22180450
<b>BHT-010</b>	2	1/4	7/16	5/8	1	.295	.315	4858
<b>BSK-963</b>	2	1/4	7/16	5/8	1	.325	.510	
<b>BSK-173</b>	3	1/4	7/16	9/16				326173
<b>BBD-978</b>	2	1/4	1/2	3/4	1-1/4	.365	.554	320391
<b>BSK-537</b>	7	9/32	5/8	15/16				316537
<b>BSK-104</b>	2	.315	.630	11/16	13/16	.350	.585	351104

\* = Graphite

# Brushes

## Brushes for Lamb Vacuum Motors



**LABH-31** 1/4 x 7/16" graphite

**LABH-32** 5/16 x 7/16" graphite


**LABH-36** 5/16 x 7/16" (36Volt) Graphite



**LABH-14** 1/4 x 7/16" graphite



**LABH-33** 5/16 x 9/16" (split) graphite



**LAB-1** 1/4 x 3/8" graphite

### Armatures



armature shown is 215330 from 115330 motor  
please specify model # from motor when ordering


## Brushes for G.S. Vacuum Motors



**LABH-33474** 1/4 x 7/16" graphite  
metal casing : .400 x 1/2 x 1-11/16" long

**LABH-334902** 5/16 x 7/16" graphite  
metal casing : 7/16 x 1/2 x 1-11/16" long

**LABH-5051** 5/16 x 7/16" graphite  
metal casing : 7/16 x 1/2 x 1-15/16" long



**B-114**

1/4 x .550", graphite, c/w 3/16" quick connect

### Domel



**B-125**

1/4 x 7/16", graphite

# Brushes

## BPK-2

Shaft Grounding brush holder assembly



Eliminate shaft voltages & damaging currents  
 Compact design 3/4" x 3/4", Brush size 1/8" x 3/16"  
 Slotted holes for easy installation  
 1 unit required for shaft size up to 50mm diameter  
 2 units required for shaft size up to 100mm diameter

## BPK-4

Shaft Grounding brush holder assembly



Eliminate shaft voltages & damaging currents  
 1-1/2" x 1-3/8" x 1/2", Brush size 1/4" x 3/8"  
 1 unit required for shaft size up to 100mm diameter  
 2 units required for shaft size up to 200mm diameter

## External Threads ( plastic threads, metal lined )



ACME #	THREAD SIZE	OVERALL LENGTH	CAP DIA.
BCAP-229	3/4-27	1/4	3/4

## External Threads ( all plastic )



Acme #	Thread Size	Overall Length	Cap Dia.
BCAP-208	3/8-24	3/16	3/8
BCAP-220	1/2-27	7/32	1/2
BCAP-242	5/8-27	1/4	5/8
BCAP-248	3/4-27	7/32	3/4
BCAP-249	7/8-27	7/32	7/8

## External Threads ( metal threads )



Acme #	Thread Size	Overall Length	Cap Dia.
BCAP-212	7/16-27	7/16	19/32
BCAP-218	31/64-32	1/2	5/8
BCAP-225	5/8-32	7/16	.809

## External Threads ( plastic threads )



Acme #	Thread O.D.	Overall Length	Cap Dia.
BP4519	1/2	3/8	3/4
BOC-10	30mm	11mm	35mm
BOC-11	30mm	8.5mm	35mm

## Internal Threads ( all plastic )



Acme #	Thread Size	Overall Length	Cap Dia.
BCAP-227	5/8-18	15/32	3/4
BCAP-228	11/16-18	7/16	13/16
BCAP-1493	15/16-20	1/2	1-1/16
BCAP-150	26mm I.D.	7/16	1-1/4

# Brushes - Maintenance

## Brush Seaters

Gentle acting abrasives are used for seating carbon brushes and cleaning commutator and slip rings.



brush seaters are sold in full box quantities

Acme #	Size	Grade	Qty/Box *
<b>BS-001</b>	1/4 X 1/4 X 4-3/4"	medium	6
<b>BS-002</b>	1/2 X 1/4 X 4-3/4"	medium	4
<b>BS-003</b>	3/8 X 3/8 X 4-3/4"	medium	4
<b>BS-004</b>	1/2 X 3/8 X 4-3/4"	medium	2
<b>BS-005</b>	1/2 X 1/2 X 4-3/4"	medium	2
<b>BS-006</b>	5/8 X 1/2 X 4-3/4"	medium	4
<b>BS-007</b>	3/4 X 1/2 X 4-3/4"	medium	4
<b>BS-008</b>	1-1/8 X 5/8 X 4-3/4"	medium	4

## Brush Seater Holder

(non-conductive)



Acme #	Size
<b>1BSH</b>	1/4 X 1/4 X 5"
<b>2BSH</b>	1/4 X 1/2 X 5"
<b>3BSH</b>	3/8 X 3/8 X 5"
<b>4BSH</b>	1/2 X 1/2 X 5"
<b>5BSH</b>	1/2 X 5/8 X 5"
<b>6BSH</b>	1/2 X 3/4 X 5"

## Flexible Files

These flexible files are made of hard abrasive materials pressed into a flexible core. This enables you to bend or twist these tools any way you like to reach curved surfaces and otherwise hard-to-reach areas. Because they are non-conductive, these special files are popular for dressing automotive, electrical and electronic contacts. You'll find many other varied uses for these flexible files: sharpening, polishing, rust removal, deburring and grinding all types of metal, glass and plastics. They're waterproof and oilproof.



Acme #	Size	Grade
<b>FF-1044</b>	3/8 x 4-3/4 x .025"	120-medium
<b>FF-3004</b>	3/8 x 4-3/4 x .040"	180-Fine
<b>FF-3044</b>	1/2 x 4-3/4" x .040"	120-medium
<b>FF-3045</b>	1/2 x 4-3/4 x .040"	180-fine

## Commutator Resurfacers

Non-conductive and safe to use on motors up to 440V.

**Coarse** - for fast cutting

**Medium** - general use, high mica, small ridges & burns

**Finish** - for cleaning and final application



5/8 x 3/8 x 6" long

Acme #	Grade
<b>PTR-075C</b>	coarse
<b>PTR-075M</b>	medium
<b>PTR-075F</b>	finish

# Brushes - Maintenance

## Resurfacers



**SM-034**

### Diamond D Resurfacer

Stones are replaceable, handle is flexible and can be bent to a particular shape by running under warm water. Comes complete with 2 stones: 1 medium grade & 1 finish grade. 10-1/2" long.



**SM-033**

### Ideal Resurfacer (Smoothie)

Stones are fixed in place and are not replaceable. Complete with 2 stones: 1 medium & finish grade. 9-1/2" long.

**5061A**



commutator paper  
1" x 25 yards

**UCLOTH-1X50**



3M utility cloth P120 grade  
1" x 50 yards

## Replacement Stones for Diamond D Resurfacer



Acme #	Grade	Colour
<b>SM-2002</b>	coarse	red
<b>SM-2003</b>	medium	yellow
<b>SM-2004</b>	finish	green
<b>SM-2005</b>	extra finish	black
<b>SM-2006</b>	FH	white

## RUBRITE FLEXIBLE ABRASIVES

This is the material you want for burnishing and polishing commutators. Rubrite will not remove any additional metal, but will effectively remove oil, dirt or grease. It is also the perfect choice for removing excessive brush films, as well as for polishing, cleaning or removing rust from metals. There is only one grade available.



Acme #	Size
<b>RU-6251</b>	3/8 X 1/2 X 5"
<b>RU-6253</b>	3/8 X 3/4 X 5"
<b>RU-6259</b>	5/8 X 1 X 5"
<b>RU-6268</b>	1 X 4 X 5"
<b>RU-6271</b>	1/8 X 1 X 5"



# Capacitor - Run - Oval

Acme #	mfd	Voltage	Can Size ( Length x Width x Thick. )		
RC2-370	2	370	1-1/2	2-1/16	1-1/4
RC2-440	2	440	2-1/8	2-1/16	1-1/4
RC2-660	2	660	2-1/8	2-1/16	1-1/4
RC3-370	3	370	1-1/2	2-1/16	1-1/4
RC3-440	3	440	2-3/8	2-1/16	1-1/4
RC3-660	3	660	2-3/8	2-1/16	1-1/4
RC4-370	4	370	1-1/2	2-1/16	1-1/4
RC4-440	4	440	1-5/8	2-1/16	1-1/4
RC4-660	4	660	3-1/2	2-1/16	1-1/4
RC5-370	5	370	1-1/2	2-1/16	1-1/4
RC5-440	5	440	2-3/8	2-1/16	1-1/4
RC5-660	5	660	3-1/2	2-1/16	1-1/4
RC6-370	6	370	1-1/2	2-1/16	1-1/4
RC6-440	6	440	2-5/8	2-1/16	1-1/4
RC6-660	6	660	3-3/4	2-1/16	1-1/4
RC7-370	7.5	370	2-3/8	2-1/16	1-1/4
RC7-440	7.5	440	2-3/4	2-1/16	1-1/4
RC8-660	8	660	3-7/8	2-1/16	1-1/4
RC10-370	10	370	2-3/4	2-1/16	1-1/4
RC10-440	10	440	3-3/8	2-1/16	1-1/4
RC10-660	10	660	3-7/8	2-1/16	1-1/4
RC12-370	12.5	370	3	2-1/16	1-1/4
RC12-440X	12.5	440	3-1/4	2-1/16	1-1/4
RC12-660	12	660	4-5/8	2-1/16	1-1/4
RC15-370	15	370	3-3/8	2-1/16	1-1/4
RC15-440	15	440	2-5/8	2-3/4	1-3/4
RC15-660	15	660	3-3/4	2-3/4	1-3/4
RC17-370	17.5	370	3-3/4	2-1/16	1-1/4
RC17-440	17.5	440	2-5/8	2-3/4	1-3/4
RC18-660	18	660	4-3/4	2-3/4	1-3/4
RC20-370	20	370	2-5/8	2-3/4	1-3/4
RC20-370X	20	370	3-7/8	2-1/16	1-1/4
RC20-440	20	440	2-5/8	2-3/4	1-3/4
RC20-660	20	660	3-3/4	2-3/4	1-3/4
RC25-370	25	370	2-5/8	2-3/4	1-3/4
RC25-370X	25	370	4-11/16	2-1/16	1-1/4
RC25-440	25	440	3	2-3/4	1-3/4
RC25-480	25	480	4-1/8	2-3/4	1-3/4
RC25-660	25	660	3-3/4	3-1/2	1-7/8
RC30-240	30	240	3	2-1/16	1-1/4
RC30-370	30	370	3	2-3/4	1-3/4
RC30-440	30	440	3-3/4	2-3/4	1-3/4
RC30-660	30	660	4-3/4	3-1/2	1-7/8
RC35-240	35	240	3-3/4	2-1/16	1-1/4
RC35-370	35	370	3-3/4	2-3/4	1-3/4
RC35-440	35	440	3-3/4	2-3/4	1-3/4
RC40-370	40	370	3-3/8	2-3/4	1-3/4
RC40-440	40	440	4-3/4	2-3/4	1-3/4
RC40-660	40	660	4-3/4	3-5/8	2
RC45-370	45	370	3-3/4	2-3/4	1-3/4
RC45-440	45	440	3-3/4	3-1/2	1-7/8
RC50-370	50	370	3-3/4	2-3/4	1-3/4
RC50-440	50	440	3-3/4	3-1/2	1-7/8
RC50-660	50	660	5-1/8	3-9/16	1-7/8
RC55-440	55	440	4-3/4	3-1/2	1-7/8
RC60-370	60	370	4-3/4	2-3/4	1-3/4
RC60-440	60	440	3-3/4	3-1/2	1-3/4

**to increase voltage rating, connect capacitors in series**  
**to increase mfd, connect in parallel**  
**made by CSC in Mexico**



**Oval**

# Capacitor - Run - Round



**Type A, Metal**  
1/4" quick connects



**Type B, Plastic**  
lead wires



**Type D, Plastic**  
1/4" quick connects



**Type E, Plastic**  
cable



**Type F, Metal**  
1/4" quick connects



**Type G, Plastic**  
lead wires

Acme #	Voltage	mfd	Length	Diameter	Type
RCR3-660	660	3	2-9/16	1-9/16	A
RCR4-370	370	4	2-5/8	1-3/4	A
RCR5-370	370	5	2	1-3/4	A
RCR5-440	440	5	2-3/4	1-3/4	A
RCR5-440X	440	5	2-3/16	1-3/4	A
RCR6-370	370	6	2	1-3/4	A
RCR6-440	440	6	2	2	A
RCR7-370	370	7.5	2-5/8	1-3/4	A
RCR7-440	440	7.5	2-3/4	1-9/16	A
RCR7-475	475	7	55mm	32mm	D
RCR10-370	370	10	2-5/8	1-3/4	A
RCR10-370X	370	10	2-3/4	1-9/16	A
RCR10-440	440	10	2-3/8	1-3/4	A
RCR10-660	660	10	4	1-9/16	A
RCR12-370	370	12.5	2-5/8	1-3/4	A
RCR12-440	440	12.5	2-5/8	1-3/4	A
RCR15-370	370	15	2-5/8	1-3/4	A
RCR15-400W	400	15	73mm	35mm	D
RCR15-400X	400	15	98mm	35mm	D
RCR15-440	440	15	2-7/8	1-3/4	A
RCR15-660	660	15	4	1-3/4	A
RCR16-250L	250	16	52mm	30mm	B
RCR16-450	450	16	65mm	45mm	B
RCR16-450L	450	16	74mm	37mm	B
RCR17-370	370	17.5	2-5/8	1-3/4	A
RCR17-440	440	17.5	2-5/8	1-3/4	A
RCR18-250L	250	18	70mm	36mm	B
RCR20-220L	220	20	53mm	30mm	B
RCR20-240QC	240	20	71mm	36mm	D
RCR20-370	370	20	2-5/8	1-3/4	A
RCR20-440	440	20	3	1-3/4	A
RCR20-450L	450	20	74mm	40mm	E
RCR20-660	660	20	5	2	A
RCR22-370	370	22.5	2-5/8	1-3/4	A
RCR25-240L	240	25	60mm	32mm	G
RCR25-250L	250	25	52mm	35mm	B
RCR25-250QC	250	25	73mm	41mm	D
RCR25-370	370	25	2-3/4	1-3/4	A
RCR25-440	440	25	3-3/4	1-3/4	A
RCR25-450L	450	25	72mm	44mm	E
RCR25-660	660	25	4-3/4	2-1/2	A
RCR30-250L	250	30	52mm	35mm	B
RCR30-370	370	30	3-3/8	1-3/4	A
RCR30-370X	370	30	3	1-3/4	A
RCR30-400W	400	30	93mm	41mm	D
RCR30-440	440	30	4	1-3/4	A
RCR30-450L	450	30	93mm	45mm	E
RCR30-660	660	30	4	2-3/8	A

# Capacitor - Run - Round



**Type A, Metal**  
1/4" quick connects



**Type B, Plastic**  
lead wires



**Type D, Plastic**  
1/4" quick connects



**Type E, Plastic**  
cable



**Type F, Metal**  
1/4" quick connects



**Type G, Plastic**  
wire leads



**Type H, Metal**  
wire leads

Acme #	Voltage	mfd	Length	Diameter	Type
RCR35-300X	300	35	3	2	A
RCR35-370	370	35	3-3/4	1-3/4	A
RCR35-440	440	35	3-3/4	2	A
RCR40-250	250	40	73mm	40mm	D
RCR40-370	370	40	3-3/8	2	A
RCR40-370X	370	40	4	1-3/4	A
RCR40-400W	400	40	93mm	45mm	D
RCR40-440	440	40	3-3/4	2	A
RCR45-250	250	45	91mm	40mm	F
RCR45-250LX	250	45	70mm	35mm	H
RCR45-370	370	45	3-3/8	2	A
RCR45-400W	400	45	3-5/8	1-3/4	D
RCR45-440	440	45	3	2-1/2	A
RCR45-440X	440	45	4-3/4	2	A
RCR45-450L	450	45	120mm	45mm	E
RCR50-240	240	50	2-5/8	1-3/4	A
RCR50-370	370	50	3-3/4	2	A
RCR50-400W	400	50	3-5/8	1-3/4	D
RCR50-440	440	50	3-3/4	2-1/2	A
RCR50-440X	440	50	4-3/4	2	A
RCR55-370	370	55	3-3/4	2	A
RCR55-440	440	55	3-3/4	2-1/2	A
RCR60-250	250	60	95mm	40mm	D
RCR60-370	370	60	3-3/4	2-1/2	A
RCR60-370X	370	60	3-3/4	2	A
RCR60-440	440	60	3-3/4	2-1/2	A
RCR60-450L	450	60	120mm	45mm	B
RCR65-240	240	65	3-3/4	1-3/4	A
RCR65-370	370	65	3-3/4	2-1/2	A
RCR70-250L	250	70	120mm	45mm	B
RCR70-370	370	70	3-3/4	2-1/2	A
RCR70-440	440	70	4-3/4	2-1/2	A
RCR75-450L	450	75	120mm	51mm	G
RCR80-250	250	80	92mm	51mm	D
RCR80-250T	250	80	111mm	45mm	A
RCR80-370	370	80	3-3/4	2-1/2	A
RCR80-370X	370	80	3-3/4	2	A
RCR80-440	440	80	4-3/4	2-1/2	A
RCR90-370	370	90	3-3/4	2-1/2	A
RCR90-440	440	90	4-3/4	2-1/2	A
RCR90-440W	400	90	6-1/4	2-3/8	F
RCR100-250T	250	100	111mm	45mm	A
RCR100-250	250	100	120mm	51mm	E
RCR100-370	370	100	4-3/4	2-1/2	A
RCR120-250	250	120	120mm	55mm	D
RCR132-250	250	132	120mm	55mm	B

# Capacitor - Run - Dual mfd



Oval



Round

Acme #	mfd	Voltage	Can Size ( Length x Width x Thick. )		
RC15-3-370	15 / 3	370	2-7/8	2-3/4	1-3/4
RC15-4-440	15 / 4	440	4	2-3/4	1-3/4
RC15-5-370	15 / 5	370	2-7/8	2-3/4	1-3/4
RC15-10-370	15 / 10	370	3	2-3/4	1-3/4
RC17-5-370	17.5 / 5	370	3	2-3/4	1-3/4
RC20-5-370	20 / 5	370	4	2-3/4	1-3/4
RC20-15-370	20 / 15	370	4	2-3/4	1-3/4
RC20-15-440	20 / 15	440	4	2-3/4	1-3/4
RC25-4-370	25 / 4	370	4	2-3/4	1-3/4
RC25-5-370	25 / 5	370	4	2-3/4	1-3/4
RC25-5-440	25 / 5	440	4-1/4	2-3/4	1-3/4
RC25-7-370	25 / 7.5	370	4-1/4	2-3/4	1-3/4
RC25-10-370	25 / 10	370	4-1/4	2-3/4	1-3/4
RC30-5-370	30 / 5	370	4-1/4	2-3/4	1-3/4
RC30-5-440	30 / 5	440	4-1/4	2-3/4	1-3/4
RC35-5-370	35 / 5	370	4-1/4	2-3/4	1-3/4
RC35-5-440	35 / 5	440	4-1/4	2-3/4	1-3/4
RC35-7-370	35 / 7.5	370	3-3/4	2-3/4	1-3/4
RC35-10-370	35 / 10	370	4-3/4	2-3/4	1-3/4
RC40-5-370	40 / 5	370	4-3/4	2-3/4	1-3/4
RC40-5-440	40 / 5	440	4-3/4	2-3/4	1-3/4
RC40-10-370	40 / 10	370	4-3/4	2-3/4	1-3/4
RC45-5-440	40 / 5	440	4-3/4	2-3/4	1-3/4
RC45-7-440	45 / 7	440	4-3/4	2-3/4	1-3/4
RC45-10-370	45 / 10	370	4-3/4	2-3/4	1-3/4

\* other sizes readily available, dimensions may vary

Acme #	Voltage	mfd	Can Size ( Diameter x Length )	
RCR25-3-370	370	25 / 3	2	4-1/8
RCR25-4-370	370	25 / 4	2	4-1/8
RCR25-5-370	370	25 / 5	2	4-1/8
RCR25-5-440	440	25 / 5	2	4-1/8
RCR25-7-440	440	25 / 7.5	2	4-1/8
RCR30-3-370	370	30 / 3	2	4-1/8
RCR30-4-370	370	30 / 4	2	4-1/8
RCR30-5-370	370	30 / 5	2	4-1/8
RCR30-5-440	440	30 / 5	2	4-1/8
RCR30-7-370	370	30 / 7.5	2	4-1/8
RCR30-7-440	440	30 / 7.5	2	4-1/8
RCR30-10-370	370	30 / 10	2	4-1/8
RCR35-3-370	370	35 / 3	2	4-1/8
RCR35-4-440	440	35 / 4	2	4-1/8
RCR35-5-370	370	35 / 5	2-3/8	4-1/8
RCR35-5-440	440	35 / 5	2-3/8	4-1/8
RCR35-10-370	370	35 / 10	2-3/8	4-1/8
RCR40-3-440	440	40 / 3	2-3/8	4-1/8
RCR40-5-370	370	40 / 5	2-3/8	4-1/8
RCR40-5-440	440	40 / 5	2-3/8	4-1/8
RCR40-7-370	370	40 / 7.5	2-3/8	4-1/8
RCR40-7-440	440	40 / 7.5	2-3/8	4-3/8
RCR45-3-370	370	45 / 3	2-3/8	4-3/8
RCR45-5-370	370	45 / 5	2-3/8	4-3/8
RCR45-5-440	440	45 / 5	2-3/8	4-3/8
RCR45-7-370	370	45 / 7.5	2-3/8	5
RCR45-7-440	440	45 / 7.5	2-3/8	4-3/8
RCR50-5-370	370	50 / 5	2-3/8	4-3/8
RCR50-5-440	440	50 / 5	2-3/8	4-3/4
RCR50-7-370	370	50 / 7.5	2-3/8	4-3/8
RCR50-7-440	440	50 / 7.5	2-3/8	4-3/4
RCR55-5-370	370	55 / 5	2-3/8	4-3/4
RCR55-5-440	440	55 / 5	2-3/4	4-3/4
RCR55-7-370	370	55 / 7.5	2-3/8	4-3/4
RCR60-5-370	370	60 / 5	2-3/8	5
RCR60-5-440	440	60 / 5	2-3/8	4-3/4
RCR60-7-370	370	60 / 7.5	2-3/8	5
RCR60-7-440	440	60 / 7.5	2-3/8	4-3/4
RCR60-10-440	440	60 / 10	2-3/8	4-3/4
RCR80-5-370	370	80 / 5	2-1/2	5-1/8
RCR80-7-370	370	80 / 7.5	2-1/2	5-1/8
RCR80-7-440	440	80 / 7.5	2-1/2	5-1/8
RCR80-10-370	370	80 / 10	2-1/2	5-1/8

\* other sizes readily available, dimensions may vary

# Capacitor - Run - Box Style



**Type 1**  
quick connects  
bottom/side mounting tab



**Type 2**  
leads wires  
bottom mounting tab



**Type 3**  
quick connects  
top mounting tab




**Type 4**  
quick connects  
no mounting tab



**Type 5**  
lead wires  
top mounting tab



**Type 6**  
wire leads  
no mounting tab



**Type 7**  
quick connects  
bottom mounting tab

Acme #	mfd	Voltage	Type	Thickness mm	Length mm	Height mm
RCX0.75-440	.75	440	1	13	37	24
RCX1-440L	1	440	2	13	37	24
RCX1-450	1	450	1	14	32	25
RCX1.5-400L	1.5	400	2	14	32	25
RCX1.5-450	1.5	450	1	20	46	26
RCX2-250L	2	250	2	14	32	22
RCX2-370P	2	370	3	18	37	28
RCX2-440L	2	440	2	17	38	30
RCX2-440P	2	440	3	18	37	28
RCX2-450	2	450	1	18	46	25
RCX2.5-450	2.5	450	1	19	46	26
RCX3-370P	3	370	3	18	37	28
RCX3-440P	3	440	3	18	37	28
RCX3-440L	3	440	2	20	51	30
RCX3-450	3	450	1	18	46	25
RCX3.5-450	3.5	450	1	18	46	25
RCX4-370L	4	370	2	20	51	29
RCX4-370P	4	370	3	22	37	35
RCX4-370QT	4	370	1	25	39	36
RCX4-440P	4	440	3	22	37	35
RCX4-450L	4	450	5	20	50	30
RCX4-450	4	450	1	24	47	35
RCX4.5-450	4.5	450	1	24	47	35
RCX5-370P	5	370	3	22	37	35
RCX5-370QC	5	370	1	22	39	32
RCX5-440P	5	440	3	22	37	35
RCX5-450QC	5	450	1	22	51	32
RCX5-450	5	450	1	24	47	35
RCX6-370QC	6	370	1	23	51	32
RCX6-440L	6	440	2	25	52	36
RCX6-450	6	450	1	24	47	35
RCX7-250Q	7	250	1	16	39	26
RCX7-370	7	370	4	21	50	30
RCX7-370P	7.5	370	3	26	47	38
RCX7-440P	7.5	440	3	26	47	38
RCX7-450	7.5	450	1	24	59	38
RCX8-370P	8	370	3	26	47	38
RCX8-440P	8	440	3	26	47	38
RCX8-450	8	450	1	24	59	38

# Capacitor - Run - Box Style



**Type 1**  
quick connects  
bottom/side mounting tab



**Type 2**  
leads wires  
bottom mounting tab



**Type 3**  
quick connects  
top mounting tab



**Type 4**  
quick connects  
no mounting tab



**Type 5**  
lead wires  
top mounting tab



**Type 6**  
wire leads  
no mounting tab



**Type 7**  
quick connects  
bottom mounting tab

Acme #	mfd	Voltage	Type	Thickness mm	Length mm	Height mm
RCX10-350	10	350	3	26	52	36
RCX10-370P	10	370	3	30	58	44
RCX10-440P	10	440	3	30	58	44
RCX10-450	10	450	1	24	59	38
RCX12-250L	12	250	2	23	52	33
RCX12-370P	12.5	370	3	30	58	44
RCX12-440P	12.5	440	3	30	58	44
RCX12-450L	12.5	450	2	36	59	46
RCX12-450	12.5	450	1	28	58	43
RCX135-240	13.5	240	1	25	52	35
RCX15-250L	15	250	2	25	51	36
RCX15-370P	15	370	3	30	58	44
RCX15-400L	15	400	2	35	59	45
RCX15-440P	15	440	3	30	58	44
RCX15-450	15	450	1	35	60	50
RCX16-250QC	16	250	1	25	51	36
RCX18-250L	18	250	2	24	52	32
RCX20-250	20	250	2	29	51	41
RCX20-250QC	20	250	1	31	51	41
RCX20-350L	20	350	2	35	58	45
RCX20-450	20	450	1	35	59	50
RCX25-250	25	250	2	35	58	38
RCX27.5-250L	27.5	250	5	30	51	41
RCX30-250QCX	30	250	1	24	58	37
RCX35-250L	35	250	2	30	51	40
RCX40-250L	40	250	2	35	58	45
RCX45-250L	45	250	5	35	60	45



# Capacitor - Run With Stud

## Run Capacitors With Threaded Bolt

Acme #	Fig.	MFD	Voltage	Case Size
RB2-500	1	2	500	30mm X 55mm
RBOLT2.5-500	1	2.5	500	28mm X 55mm
RB3-500	1	3	500	30mm X 55mm
RBOLT3.5-500QC	2	3.5	500	29mm X 55mm
RB4-500	1	4	500	30mm X 55mm
RBOLT4-500QC	2	4	500	30mm X 55mm
RB5-500	1	5	500	30mm X 55mm
RBOLT5-475QC	2	5	475	30mm X 57mm
RB6-500	1	6	500	30mm X 55mm
RBOLT6-500QC	2	6	500	32mm X 55mm
RBOLT7-425QC	2	7	425	30mm X 55mm
RBOLT7-500	1	7	500	36mm X 57mm
RB8-500	1	8	500	35mm X 57mm
RBOLT8-500QC	2	8	500	36mm X 60mm
RBOLT10-425QC	2	10	425	30mm X 55mm
RBOLT10-440QC	4	10	440	1.75" X 3.125"
RB10-500	1	10	500	35mm X 57mm
RBOLT10-475QC	2	10	475	36mm X 59mm
RB12-500	1	12	450	40mm X 57mm
RBOLT12-500QC	2	12	450	40mm X 70mm
RBOLT14-500QC	2	14	475	40mm X 70mm
RBOLT15-475QC	2	15	475	40mm X 70mm
RB16-500	1	16	500	35mm X 57mm
RB16-500QC	2	16	500	35mm X 57mm
RBOLT18-475QC	2	18	475	40mm X 70mm
RB20-500	1	20	500	40mm X 70mm
RBOLT20-475QC	2	20	475	40mm X 72mm
RB25-500	1	25	500	40mm X 71mm
RB25-500QC	2	25	475	35mm X 71mm
RB30-500	1	30	500	40mm X 70mm
RBOLT30-475QC	2	30	475	40mm X 94mm
RBOLT31-475QC	2	31.5	475	45mm X 94mm
RBOLT35-250	3	35	250	35mm X 61mm
RB35-500	1	35	500	45mm X 94mm
RBOLT35-250	1	35	250	35mm X 61mm
RBOLT35-475QC	2	35	475	45mm X 95mm
RBOLT40-250QC	2	40	250	40mm X 94mm
RB40-500QC	2	40	500	45mm X 71mm
RB40-500	1	40	500	45mm X 94mm
RBOLT40-475QC	2	40	475	45mm X 95mm
RBOLT50-450	5	50	450	50mm X 94mm
RBOLT50-475QC	2	50	475	50mm X 120mm
RB50-500	1	50	500	50mm X 118mm
RBOLT55-450QC	2	55	450	45mm X 120mm
RB60-250QC	2	60	250	45mm X 70mm
RB60-500	1	60	500	50mm X 93mm
RB60-500QC	2	60	500	50mm X 93mm
RBOLT70-450	1	70	450	50mm X 120mm
RBOLT70-450QC	2	70	450	50mm X 120mm
RBOLT80-250	1	80	250	45mm X 120mm
RB80-450	1	80	450	50mm X 93mm
RBOLT80-450QC	2	80	450	55mm X 121mm
RBOLT90-450	1	90	450	55mm X 121mm
RBOLT100-450	1	100	450	60mm X 121mm
RBOLT100-450QC	2	100	450	60mm X 121mm
RB120-500	5	120	500	50mm X 121mm
RB130-500	5	130	500	50mm X 121mm
RBOLT140-250QCT	2	140	250	54mm X 121mm
RBOLT150-250QCT	2	150	250	54mm X 121mm
RBOLT160-250QCT	2	160	250	60mm X 121mm
RBOLT180-250QCT	2	180	250	60mm X 121mm

case size does not include bolt...can sizes may vary, most made by Ducati / NGM



**Fig. 1**  
cable, plastic can



**Fig. 2**  
1/4" quick connects, plastic can



**FIG. 3**  
lead wires, metal can



**FIG. 4**  
1/4" quick connects, metal can



**FIG. 5**  
lead wires, plastic can

# Capacitor - Run

## Dry Run Capacitors For HID Lighting



designed to operate in high temperature environments found in typical high-intensity discharge lighting fixtures, and other high voltage ballast applications, operating temperature 100 C.

Acme #	mfd	Voltage	Diameter	Length
RCR7-330LIGHT	7	330	30mm	68mm
RCR10-330LIGHT	10	330	40mm	68mm
RCR10-400LIGHT	10	400	40mm	92mm
RCR12-330LIGHT	12	330	40mm	68mm
RCR15-400LIGHT	15	400	40mm	92mm
RCR24-400LIGHTX	24	400	45mm	117mm
RCR55-240LIGHT	55	240	45mm	92mm

## Oil Filled Run Capacitors For HID Lighting



designed to operate in high temperature environments found in typical high-intensity discharge lighting fixtures, and other high voltage ballast applications, operating temperature 90 C.

Acme #	mfd	Voltage	Shape	Diameter	Width	Thick.	Length
RC24-400LIGHT	24	400	oval		2-3/4	1-3/4	3-1/8
RCR24-400LIGHTM	24	400	round	1-3/4			3-3/4
RC24-480LIGHT	24	480	oval		2-3/4	1-3/4	3-7/8
RC26-525LIGHT	26	525	oval		2-3/4	1-3/4	4-1/4

## Relay & Capacitor Hard Start Kits



- increases compressor starting torque
- for tight compressors - low voltage - quick recycling
- for all PSC motors 115V- 277V, single phase A/C and heat pump systems
- wired with "Piggy-Back" terminals for easy installation on run capacitors
- mounts easily with crew or clip
- USE ONLY ON PSC UNITS EQUIPPED WITH RUN CAPACITOR

Acme #	HP	Max.	Increases in Voltage	Replaces Torque
HS-5	1/2 - 5	277	300%	32701 600-057 SPP5
HS-6	1/2 - 10	277	500%	32702 600-052 SPP6
HS-8	1/2 - 10	277	600%	32708 SPP8

## All in One Hard Start Kits



- combination relay, overload and capacitor to replace all three electrical components and rejuvenate older freezers and refrigerators
- total solid state design
- models adapt to 115 volt compressors having an external overload protector

Acme #	HP	Max. Voltage	Replaces
HS-81	1/12 - 1/5	115	600-810 RCO810
HS-41	1/4 - 1/3	115	600-410 RCO410
HS-21	1/2	115	600-210 RCO210

# Capacitor - Start 125V



110/125 V Acme #	mfd	Size (Diameter x Length)			
SC21-110	21-25	1-7/16	X	2-3/4	A
SC25-110	25-30	1-7/16	X	2-3/4	A
SC30-110	30-36	1-7/16	X	2-3/4	A
SC36-110	36-43	1-7/16	X	2-3/4	A
SC43-110	43-56	1-7/16	X	2-3/4	A
SC56-110	56-72	1-7/16	X	2-3/4	A
SC72-110	72-88	1-7/16	X	2-3/4	A
SC88-110	88-108	1-7/16	X	2-3/4	A
SC108-110	108-130	1-7/16	X	2-3/4	A
SC124-110	124-156	1-7/16	X	2-3/4	A
SC130-110	130-156	1-7/16	X	2-3/4	A
SC145-110	145-175	1-7/16	X	2-3/4	A
SC161-110	161-193	1-7/16	X	2-3/4	A
*SC161-110X	161-193	1-7/16	X	2-3/4	A
SC189-110	189-227	1-7/16	X	2-3/4	A
SC200-110	200-240	1-7/16	X	2-3/4	A
SC216-110	216-259	1-7/16	X	2-3/4	A
SC233-110	233-280	1-7/16	X	2-3/4	A
SC243-110	243-292	1-7/16	X	2-3/4	A
SC250-110	250-300	1-7/16	X	2-3/4	A
SC270-110A	270-324	1-7/16	X	2-3/4	A
SC270-110	270-324	1-7/16	X	3-3/8	B
SC295-110	295-354	1-7/16	X	2-3/4	A
SC300-110	300-360	1-13/16	X	3-3/8	D
SC324-110	324-388	1-13/16	X	3-3/8	D
SC324-110A	324-388	1-7/16	X	2-3/4	A
SC340-110	340-408	1-13/16	X	3-3/8	D

\* = sealed, can be submersed in oil  
made by NGM in Mexico

110/125 V Acme #	mfd	Size (Diameter x Length)			
SC340-110B	340-408	1-7/16	X	3-3/8	B
SC378-110	378-454	1-13/16	X	3-3/8	D
SC378-110A	378-454	1-7/16	X	2-3/4	A
SC400-110	400-480	1-13/16	X	3-3/8	D
SC400-110A	400-480	1-7/16	X	2-3/4	A
SC400-110B	400-480	1-7/16	X	3-3/8	B
SC430-110	430-516	1-13/16	X	3-3/8	D
SC430-110B	430-516	1-7/16	X	3-3/8	B
SC430-110F	430-516	2-1/16	X	3-3/8	F
SC460-110	460-552	1-13/16	X	3-3/8	D
SC460-110B	460-552	1-7/16	X	3-3/8	B
SC540-110	540-648	1-13/16	X	3-3/8	D
SC540-110B	540-648	1-7/16	X	3-3/8	B
SC590-110	590-708	1-13/16	X	3-3/8	D
SC645-110	645-774	1-13/16	X	4-3/8	E
SC645-110D	645-774	1-13/16	X	3-3/8	D
SC673-110	673-808	2-1/16	X	3-3/8	F
SC708-110	708-850	2-1/16	X	4-3/8	G
SC708-110D	708-850	1-13/16	X	3-3/8	D
SC708-110E	708-850	1-13/16	X	4-3/8	E
SC800-110	800-960	1-13/16	X	3-3/8	D
SC815-110	815-978	1-13/16	X	4-3/8	E
SC829-110	829-995	2-1/16	X	4-3/8	G
SC829-110D	829-995	1-13/16	X	3-3/8	D
SC850-110D	850-1020	1-13/16	X	3-3/8	D
SC850-110	850-1020	2-1/16	X	4-3/8	G
SC860-110	860-1032	1-13/16	X	3-3/8	D
SC1000-110	1000-1200	2-1/16	X	4-3/8	G
SC1000-110E	1000-1200	1-13/16	X	4-3/8	E
SC1290-110G	1290-1548	2-1/16	X	4-3/8	G

## Miniature Start Capacitors

110/125 V Acme #	mfd	Size (Diameter x Length)		
SC72-110X	72-88	1-1/8	x	2-3/4
SC88-110X	88-108	1-1/8x	x	2-3/4
SC108-110X	108-130	1-1/8x	x	2-3/4
SC130-110X	130-156	1-1/8	x	2-3/4
SC150-110X	150-180	1	x	2-5/8



# Capacitor - Start



220/250 V Acme #	mfd	Size (Diameter X Length)			
SC21-220	21-25	1-7/16	X	2-3/4	A
SC25-220	25-30	1-7/16	X	2-3/4	A
SC30-220	30-36	1-7/16	X	2-3/4	A
SC36-220	36-43	1-7/16	X	2-3/4	A
SC36-220B	36-43	1-7/16	X	3-3/8	B
SC43-220	43-56	1-7/16	X	3-3/4	A
SC53-220	53-64	1-7/16	X	2-3/4	A
SC56-220	56-67	1-7/16	X	2-3/4	A
SC59-220	59-71	2-1/16	X	3-3/8	F
SC64-220	64-77	1-7/16	X	2-3/4	A
SC72-220	72-88	1-13/16	X	3-3/8	D
SC72-220A	72-88	1-7/16	X	2-3/4	A
SC86-220	86-103	2-1/16	X	3-3/8	F
SC88-220	88-106	1-13/16	X	3-3/8	D
SC88-220A	88-106	1-7/16	X	2-3/4	A
SC100-250	100-120	1-7/16	X	3-3/8	B
SC105-220	105-126	2-1/16	X	3-3/8	F
SC108-220B	108-130	1-7/16	X	3-3/8	B
SC108-220	108-130	1-13/16	X	3-3/8	D
SC124-220	124-156	1-13/16	X	3-3/8	D
SC130-220D	130-156	1-13/16	X	3-3/8	D
SC136-220	136-163	1-7/16	X	3-3/8	B
SC145-220D	145-175	1-13/16	X	3-3/8	D
SC145-220	145-175	2-1/16	X	3-3/8	F
SC161-220A	161-193	1-7/16	X	2-3/4	A
SC161-220D	161-193	1-13/16	X	3-3/8	D
SC161-220	161-193	1-13/16	X	4-3/8	E
SC189-250B	189-227	1-7/16	X	3-3/8	B
SC189-220D	189-227	1-13/16	X	3-3/8	D
SC189-220	189-227	2-1/16	X	4-3/8	G
SC216-220D	216-259	1-13/16	X	3-3/8	D
SC216-220F	216-259	2-1/16	X	3-3/8	F
SC216-220	216-259	2-1/16	x	4-3/8	G
SC233-220D	233-280	1-13/16	X	3-3/8	D
SC233-220	233-280	2-1/16	x	4-3/8	G
SC243-220F	243-292	2-1/16	X	3-3/8	F
SC243-220	243-292	2-1/16	X	4-3/8	G
SC270-220F	270-324	2-1/16	X	3-3/8	F
SC270-220	270-324	2-1/16	X	4-3/8	G
SC270-250W	270-324	45mm	X	85mm	W
SC320-220	320-384	2-1/16	X	4-3/8	G
SC340-220	340-408	2-1/16	X	4-3/8	G
SC340-250W	340-408	45mm	X	85mm	W
SC378-220	378-455	2-9/16	X	4-3/8	H
SC400-220G	400-480	2-1/16	X	4-3/8	G
SC400-220	400-480	2-9/16	X	4-3/8	H
SC430-220E	430-516	1-13/16	X	4-3/8	E
SC430-220	430-516	2-9/16	X	4-3/8	H
SC460-220	460-552	2-9/16	X	4-3/8	H
SC495-220	495-605	2-1/16	X	4-3/8	G
SC540-250W	540-648	1-13/16	X	4-3/8	E
SC540-220	540-648	2-9/16	X	4-3/8	H
SC630-220	630-750	2-9/16	X	4-3/8	H
SC640-220	640-768	2-1/16	x	4-3/8	G

165 V Acme #	mfd	Size (Diameter X Length)			
SC72-165	72-86	1-7/16	X	2-3/4	A
SC108-165A	108-130	1-7/16	X	2-3/4	A
SC124-165A	124-156	1-7/16	X	2-3/4	A
SC145-165A	145-174	1-7/16	X	2-3/4	A
SC161-165A	161-193	1-7/16	X	2-3/4	A
SC161-165B	161-193	1-7/16	X	3-3/8	B
SC189-165A	189-227	1-7/16	X	2-3/4	A
SC189-165B	189-227	1-7/16	X	3-3/8	B
SC216-165B	216-259	1-7/16	X	3-3/8	B
SC233-165	233-280	1-13/16	X	3-3/8	D
SC270-165	270-324	1-13/16	X	3-3/8	D
SC324-165	324-389	1-13/16	X	3-3/8	D
SC340-165D	340-408	1-13/16	X	3-3/8	D
SC400-165	400-480	1-13/16	X	3-3/8	D
SC430-165	430-516	1-13/16	X	4-3/8	E
SC540-165	540-648	2-1/16	X	4-3/8	G
SC540-165E	540-648	1-13/16	X	4-3/8	E
SC590-165	590-708	1-13/16	X	4-3/8	E
SC710-165	708-852	2-1/16	X	4-3/8	G
SC810-165	810-972	2-1/16	X	4-3/8	G
SC860-165	860-1032	1-13/16	X	4-3/8	E
SC1020-165	1020-1224	2-1/16	X	4-3/8	G
SC1190-165	1190-1415	2-9/16	X	4-3/8	H

330 V Acme #	mfd	Size (Diameter X Length)			
SC21-330	21-25	1-7/16	X	3-3/8	B
SC21-330A	21-25	1-7/16	X	2-3/4	A
SC25-330	25-30	1-7/16	X	3-3/8	B
SC30-330B	30-36	1-7/16	X	3-3/8	B
SC36-330A	36-43	1-7/16	X	2-3/4	A
SC43-330B	43-52	1-7/16	X	3-3/8	B
SC53-330	53-64	1-13/16	X	3-3/8	D
SC56-330	56-67	1-13/16	X	3-3/8	D
SC64-330	64-77	1-13/16	X	3-3/8	D
SC72-330D	72-86	1-13/16	X	3-3/8	D
SC88-330B	88-108	1-7/16	X	3-3/8	B
SC88-330D	88-108	1-13/16	X	3-3/8	D
SC108-330	108-130	2-1/16	X	4-3/8	G
SC124-330	124-156	2-1/16	X	4-3/8	G
SC124-330H	124-156	2-9/16	X	4-3/8	H
SC130-330	130-156	2-1/16	X	4-3/8	G
SC145-330E	145-175	1-13/16	X	4-3/8	E
SC145-330G	145-175	2-1/16	X	4-3/8	G
SC145-330	145-175	2-9/16	X	4-3/8	H
SC161-330G	161-193	2-1/16	X	4-3/8	G
SC189-330	189-227	2-9/16	X	4-3/8	H
SC189-330G	189-227	2-1/16	X	4-3/8	G
SC216-330	216-259	2-9/16	X	4-3/8	H
SC216-330G	216-259	2-1/16	X	4-3/8	G
SC270-330E	270-324	1-13/16	X	4-3/8	E
SC270-330G	270-324	2-1/16	X	4-3/8	G
SC270-330	270-324	2-9/16	X	4-3/8	H
SC300-330	300-360	2-9/16	X	4-3/8	H
SC340-330W	340-408	1-13/16	X	4-3/8	E
SC350-330G	350-420	2-1/16	X	4-3/8	G
SC350-330	350-420	2-9/16	X	4-3/8	H
SC400-330	400-480	2-9/16	X	4-3/8	H

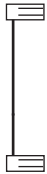
# Capacitor - Misc.

**20-11201** 15,000 ohm  
**21-12203** 220,000 ohm



resistor 10 pcs / pkg

**20-11205**



wire leads 10 pcs / pkg

**21-12204** 2-1/16" wide cap  
**21-12205** 2-3/4" wide cap  
**21-12206** 3-5/8" wide cap



oval run capacitor mounting bracket

**21-12207** 1-3/4" diameter  
**21-12208** 2" diameter  
**21-12209** 2-1/2" diameter



round run capacitor mounting bracket

**21-12210** 1 hole  
**21-12211** 2 holes



rubber cap

**20-11210** 1-7/16"  
**20-11211** 1-13/16"  
**20-11212** 2-1/16"



plastic end cap on motor mounting

**20-11215** 1-7/16"  
**20-11216** 1-13/16"  
**20-11217** 2-1/16"  
**20-11218** 2-9/16"



plastic end cap off motor mounting

**MFD-10**



Capacitor Tester, **made by Supco**  
 gives the mfd value on start & run capacitors from 1 to 10,000 mfd. also checks for open & shorted capacitors and detects weak capacitors. complete with test leads

**20-11206** for 2-3/4" capacitor  
**20-11207** for 3-3/8" capacitor  
**20-11208** for 4-3/8" capacitor



start capacitor mounting bracket

**CC-7040**



weather proof capacitor guard fits oval capacitors that are 2-1/16" X 1-1/4" mtg. holes : 2-13/16" C.-C.

Acme #	Capacitor Size	Mtg. Holes C.-C.	Length	Material	Sets of Mtg. Holes
CC-7080	1-13/16 x 4-3/8	2-9/16	5-3/8	metal	2

## Capacitor Cover



**CC-7070**



oval run capacitor mounting kit for can size 1-1/4" X 2-1/16"

**20-11204**




push on screw terminals 25 pcs. / pkg



# Circulating Pump Parts

**116400-000**



#6 oil well cover gasket  
approx. size : 1-15/16 x 3-5/16"

**816621-998** 1/4 oz.  
**816621-999** 2 oz.



SAE-30 non-detergent pump oil  
for seal bearing assemblies

**MR-54**  
(Marathon)



rubber mount (pair)  
1-5/8 x 2-1/2 x 5/16"

**AR-705**  
(S.A. Armstrong)



rubber mount  
1-11/16 x 2-1/2 X 3/8"

**BGM-720**  
(B & G)



rubber mount (pair)  
1-7/16 x 2-1/2 x 3/8"

**GR-4465**  
(General Electric)



rubber mount (pair)  
1-5/8 x 2-1/4 x 5/16"

**BGS-717**



1/2 X 5/8" cast 4-spring coupler  
CCW motor shaft end  
B & G 118709

**BGS-716** 1/2" x 1/2" B&G 118473



extended arm 4-spring coupler  
CCW motor shaft end

## Round Spring Type Coupler (Canadian Made)



Acme #	Shaft Size	Rotation Motor S.E.
<b>SL-10010</b>	1/2 x 1/2	CW
<b>SL-10010HD</b>	1/2 x 1/2	CW
<b>*SL-10023</b>	1/2 x 1/2 & 5/8	CCW
<b>SL-10034</b>	5/8 x 5/8	CCW
<b>*SL-10045</b>	5/8 x 1/2 & 5/8	CW

\* one side has removable 1/2 - 5/8 sleeve

SL-10010HD = heavy duty spring for 1/3hp applications

**BGS-710** 1/12 & 1/6 HP  
**BGS-714** 1/4 & 1/3 HP




1/2 x 1/2" 4-spring cast coupler  
CW motor shaft end



# Circulating Pump Parts

Original S.A. Armstrong Replacement Parts




**"Universal" Seal Bearing Assembly for BF And AB Fitted Construction**  
c/w Body Gasket, "New" ball bearing design

Part #	Used With Pump #	Pump Flange Holes "A"	Motor Flange Holes "B"	Spare Body Gasket
* 810119MF-001	2	2-9/16	3-5/16	104442-000
* 810119MF-003	3	3-3/16	3-9/16	106049-000
818234-000K	B & G	3-3/16	3-5/16	106049-000
818404-000K	4	3-7/8	3-9/16	106050-000


\* c/w non-ferrous impeller  
818404-000K replaces 816027MF-002  
818234-000K replaces 816023MF-001

**818602-000K**



#6 sba, casting #116342, old # 816366-041  
c/w with body gasket & oil, seal is extra  
8 holes in pump flange "A" = 2-5/16 (6" Diagonally across)  
4 holes in motor flange "B" = 4-1/8, flange to flange "C" = 6-7/8  
3/4" seal now included, 106592-000 body gasket included

**818504-000K**  
(OLD # 816032MF-000)



#5 sba, casting # 117955 / 116955  
c/w with body gasket & mechanical seal  
8 holes in pump flange "A" = 2-5/16  
4 holes in motor flange "B" = 4-1/8  
flange to flange "C" = 4-9/16, A-4022 1/2" seal included  
body gasket 106158-000 included, ball bearing design

**BG-185332**



B&G sba ball bearing design  
c/w with body gasket, oil & mechanical seal  
for series 60 "Maintenance Free" pumps  
can be mounted vertically  
8 holes in pump flange "A" = 2-5/16  
4 holes in motor flange "B" = 4-1/8  
flange to flange "C" = 5-1/4

**P58576**




adapter ring for 60 series B&G  
I.D. = 5", OD = 8-1/8"  
casting # P58575  
gasket (not included) P58542

**819359-002**



ball bearing frame assembly, casting #419207,  
used on old 4030 armstrong pumps  
c/w 2 woodruff keys & impeller capscrew  
4 holes in pump flange "A" = 4-3/8" c.-c.  
total length of unit including shaft : 10-3/4",  
seal size : 1-1/4", motor shaft 1"

**826768-000**



ball bearing frame assembly, casting #426764,  
used on new 4030 armstrong pumps  
c/w 2 keys & impeller capscrew  
4 holes in pump flange "A" = 4-3/16" c.-c.  
total length of unit including shaft : 10-5/8",  
seal size : 1-1/4", motor shaft 7/8"

**BG-185011**



B&G ball bearing frame assembly, casting #P77104  
used on 1510 series  
that use 1-1/4" type 21 seal size, seal A-402  
c/w 2 keys & impeller capscrew & washer  
4 holes in pump flange : 4-3/8" c.-c.  
total length of unit including shaft : approx. 11"

# Circulating Pump Parts

**818602-100K** ( Armstrong )



replaces old # 816861-011  
 assembled #6 seal bearing + seal plate  
 + seal + nut + oil + bolts & washers  
**INCLUDES** 816366-041, 816346-011,  
 816707-001, 106592-000, 816621-999

**816133-000**  
 (Armstrong with B&G Seal Plate)



assembled #6 seal bearing + seal plate  
 + seal + nut + oil + bolts & washers  
**INCLUDES** 816366-041, 816347-011,  
 816707-001, 106592-000, 816621-999

**BG-185333** ( Bell & Gossett )



B & G seal bearing, ball bearing  
 casting P58494 + seal plate + 3/4" seal  
 + nut + gasket

**BG-185260** ( Bell & Gossett )



B & G seal bearing, oil lubricated  
 for PD-38, PD-39, PD-40, 60 "A"  
 includes seal plate + 3/4" seal  
 + nut + gasket, casting #P57281

**BG-186495** ( B & G )



Pump End View



Motor End View

cast iron B & G seal plate used on 1510 "B"  
 casting # P49210, no gasket included  
 use seal A-402 and gasket 406604-000  
 overall OD : 11-3/8"

**BG-186482** ( B & G )



Pump End View



Motor End View

cast iron B & G seal plate used on small 1510  
 casting # P47090, no gasket included  
 use seal A-402 and gasket 106592-000-000  
 overall OD : 9-1/4"

**816346-011** ( Armstrong )



Pump End View



Motor End View

cast iron Armstrong seal plate  
 for 816366-041 seal bearing assembly  
**not included** : seal #816707-001 or Pac A-358  
**included** : gasket 106592-000, 7-1/16 x 7-15/16"  
 mtg. holes for seal bearing : 6" across plate

**816347-011** ( Bell & Gossett )



Pump End View



Motor End View

cast iron B & G seal plate for 816366-041 seal  
 bearing assembly  
**not included** : seal #816707-001 or Pac A-358  
 (seat O.D. 1.375")  
**included** : gasket 106592-000  
 mtg. holes for seal bearing : 6" across plate

**426746-211** ( Armstrong )



Pump End View



Motor End View

Armstrong seal plate for 6" new style 4280, 4380,  
 4382 & 4030  
**not included** : Seal #975000-982US or Pac A-185  
 (SEAT O.D. 1.875")  
**not included** : gasket 426401-002, 6-1/4 x 7"

# Circulating Pump Parts

**AM-999041**



aftermarket replacement module fits #2 - #5 seal bearing assembly includes gaskets, mechanical seal

**AM-366354**



aftermarket shaft and bearing repair kit for 816366-041 seal bearing assembly includes shaft, 2 bearings, felt, O-ring

**BG-185337**



repair kit for BG-185333 includes body gasket 106592-000 (P57700)

**426688-000** (Armstrong)  
1-1/8", length : 7-1/2"

**426689-000** (Armstrong)  
1-5/8", length : 10-1/2"



416SS shaft for 4300 series for P base motors


**427713-000** (Armstrong)  
1-1/8", length : 7-1/2"

**427714-071** (Armstrong)  
1-5/8", length : 10"



416SS shaft for 4300 series for TC frame motors

**P75212** (Bell & Gossett)



1-1/4" shaft for 80 series, length : 6.275"

**P2002870** (Bell & Gossett)



1-1/4" shaft for 80 series, length : 6.275"

**PS-3204**

buna / carbon / ceramic

**PS-4220**

viton / carbon / ceramic

**PS-4220VCX**

viton / carbon / silicon carbide



5/8" seal for B&G E90 seat 1.250 x .406", rotary length uncompressed 1.000"

**A-3256AR**



12mm AR seal for Grundfos, ceramic carbon seat 26mm x 8mm

**AM-910001**  
(Armstrong)



3/8" Diameter 1/2" Diameter

aftermarket shaft extension for Armstrong 4360B & 4260 3/4B, 1B, 1-1/4B & 1-1/2B overall length : 3.80"

**425742-001**



stainless steel impeller washer .415 x 1.250 x .250" thick

**911900-114**



stainless steel impeller capscrew 3/8-16, thread length 1"

## Shaft Sleeves



Acme #	ID	OD	Length	Material	Internal Step
<b>SB-1125</b>	1 x	1-1/4 x	2-1/4	bronze	no
<b>SB-69206</b>	1 x	1-1/4 x	2.35	SS	1.060 x .450"
<b>SB-185024</b>	1 x	1-1/4 x	2.36	bronze	no
<b>*SB-185025</b>	1 x	1-1/4 x	2.36	SS	no
<b>SB-69202</b>	1 x	1-1/4 x	2-1/2	SS	1.060 x .580"
<b>SB-69003</b>	1-3/8 x	1-5/8 x	2-3/8	bronze	no
<b>SB-69204</b>	1-3/8 x	1-5/8 x	2-5/8	SS	no
<b>SB-69021</b>	1-3/8 x	1-5/8 x	3-1/2	bronze	no
<b>SB-69222</b>	1-3/8 x	1-5/8 x	3-3/4	SS	no
<b>SB-69023</b>	1-3/8 x	1-3/4 x	3-1/2	bronze	no

\* SB-185025 comes with .02 fl. oz loctite

## Bronze Shaft Sleeve Spacers



Acme #	I.D.	O.D.	Thickness	Can Replace
<b>SB-8001</b>	7/8	1-1/4	.105"	425868-001
<b>SB-8005</b>	7/8	1-1/4	.250"	425868-005
<b>SB-8004</b>	1-1/4	1-5/8	.250"	425868-004



# Circulating Pump Parts

## A-5000



ref : 190120-001, 16mm U.S. Seal VGMC-1  
viton, silicon carbide vs. carbon  
for VMS10 vertical pumps, seat : 27mm x 10mm

## Type 2 Seals



## A-5002



ref # 190120-000 1/2" U.S. Seal  
viton, carbon vs. silicon carbide  
used in S.A. Armstrong 03,05 vertical pumps  
seat : 23mm x 9mm

Acme #	Shaft Size	Seat O.D.	Seat Thickness	Materials
A-358ECX-2	.750	1.375	.406	ept / high grade carbon / silicon carbide
975000-982US	1.250	1.875	.437	ept / F55 carbon / silicon carbide
A-185-2VXX	1.250	1.875	.437	viton / silicon carbide / silicon carbide
A-185-2EXX	1.250	1.875	.437	epr / silicon carbide / silicon carbide
PS-976EP66X	1.250	1.768	.367	ept / F55 carbon / silicon carbide
975000-984US	1.625	2.375	.500	ept / F55 carbon / silicon carbide
A-238-2VXX	1.625	2.375	.500	viton / silicon carbide / silicon carbide
A-238-2EXX	1.625	2.375	.500	epr / silicon carbide / silicon carbide
A-338-2ECX	2.125	2.500	.562	ept / high grade carbon / silicon carbide

## A-5003



ref # 190120-002 20mm U.S. Seal VGMC-1  
viton, silicon carbide vs carbon seat  
used in S.A. Armstrong VMS18 vertical pumps  
seat : 35mm x 9.5

## Type 21 Seals



Acme #	Shaft Size	Seat O.D.	Seat Thickness	Materials
A-392EXX	.500	.938	.237	ept / silicon carbide / silicon carbide
816706-021	.500	.938	.237	buna / carbon / silicon carbide
816707-001	.750	1.375	.406	buna / carbon / ceramic
825458-001	1.250	1.768	.367	buna / carbon / ceramic

## A-5005



ref # 190120-003 28mm U.S. Seal VGMC-1  
viton, carbon vs silicon carbide seat  
used in S.A. Armstrong VMS32, 45, 64  
vertical pumps, seat : 43mm x 13mm

## Seals for "E" Series

### Seals for new "E.2" Series



### 880202-677 seal kit

7/16" shaft size, viton, carbon vs. silicon carbide  
cup seat : 1.187 x .285 thick, includes install  
tool + gaskets 880200-071 & 880210-071

### A-5007 seal only

**880200-877**  
seal kit includes both seals  
for all old style "E" series pumps  
1/4" shaft size, carbon vs. silicon carbide  
cup seat : .875 x .138 thick

no notch on bottom of rotary



seats



bottom view  
of rotaries



top view  
of rotaries

### 880200-277

### ( U.S. Seal )

pumps made before January 2010  
1/4" shaft size, carbon vs. silicon carbide  
cup seat : .875 x .138 thick



seat

top view  
of rotary

bottom view  
of rotary

# Circulating Pump Parts

## John Crane 8B2 Seal For 4300 Series Armstrong

Acme #	Shaft Size	Ref #
A-11258B2	1-1/8	975000-955
A-16258B2	1-5/8	975000-956
A-21258B2	2-1/8	975000-957

**gaskets included**  
carbon, ceramic, viton



Acme #	Materials	Shaft Size	B&G ref #
A-1-1/8AB2	viton / carbon / silicon carbide	1-1/8	
975002-304VG	aflas / antimony carbon / silicon carbide	1-1/8	
A-1125AB2-ESC	ept / silicon carbide / silicon carbide	1-1/8	
A-75202	viton / antimony carbon / silicon carbide	1-1/4	P75202
A-75202EXX	epr / silicon carbide / silicon carbide	1-1/4	
A-1-5/8AB2	viton / carbon / silicon carbide	1-5/8	
A-1625AB2-ESC	ept / silicon carbide / silicon carbide	1-5/8	
975002-334VG	aflas / antimony carbon / silicon carbide	1-5/8	P75203
A-2-1/8AB2	viton / carbon / silicon carbide	2-1/8	
975002-374VG	aflas / antimony carbon / silicon carbide	2-1/8	
A-2625AB2-ECX	ept / carbon / silicon carbide	2-5/8	

**gaskets included**

## AB2 Seal For 4300 Series Armstrong



Acme #	Shaft Size	Seat O.D.	Seat Thickness	Materials	Ref #
A-3883	1.250	1.875	.437	buna / carbon / ceramic	U9-433SS
**A-6261E	1.250	1.875	.437	epr / F55 carbon / ceramic	P75221
PS-6265VXX	1.250	1.875	.437	viton / silicon carbide / silicon carbide	
**A-6262E	1.625	2.375	.500	epr / F55 carbon / ceramic	P75222
PS-4357	2.000	2.750	.500	epr / carbon / silicon carbide, floating O-ring	P5001889
A-75396	2.125	3.000	.562	EPR / carbon / ceramic O-ring	P75396
VG-3804	2.500	3.375	.562	epr / carbon / silicon carbide, floating O-ring	P5001891
A-3802	3.000	3.875	.625	epr / carbon / silicon carbide O-ring	P5001893

\*\* = F55 abrasion resistant carbon

## U.S. Seal Type G Unitized Seal



### Carbon Bushing



Type 1 Armstrong

Type 2 B & G

Acme #	Size	Type
CB-1125CB	1-1/8 x 1-7/8 x 5/8 thick	1
P71378	1-1/4 x 2-1/8 x 3/4 thick	2
CB-1625CB	1-5/8 x 2-3/8 x 5/8 thick	1
CB-2125CB	2-1/8 x 2-7/8 x 5/8 thick	1

### U.S. Seal for Bell & Gossett Models 80-S, 1510-S, 1531-S, VSC-S, VSVS-S



Acme #	Size	Seat Size	Ref #
A-85070	1-1/4	2.000 x .630	P85070
A-185050	1-5/8	2.375 x .630	185050

**Materials : aflas / tungsten carbide / carbon**  
**handles temperatures up to 450 F.**  
**floating O-ring style carbon seat**

# Circulating Pump Parts

## Gaskets & Slings

Part #	Type	I.D.	O.D.	Thick.	Ref #	Comment
WS-9	slinger	3/4	1-1/2	1/16	116368-000	rubber
WS-21	slinger	1-1/4	2	1/8	406622-000 / P53550	rubber
WS-1625	slinger	1-5/8	3	1/8	419315-000	rubber ref P53720
104442-000	body	2-13/16	3-1/8	1/32	P04080	for #2 pumps
106049-000	body	3-3/8	3-7/8	1/32	P04890	for #3 pumps
106050-000	body	4-5/16	4-13/16	1/32	P05800	for #4 pumps
106158-000	body	5-1/4	5-5/8	1/32	P57410	for #5 pumps
P58542	body	6-5/8	7-1/8	1/32		B & G
106592-000	body	7-1/16	7-15/16	1/32	P57700	for #6 pumps
406604-000	body	9-9/16	11-9/16	1/32	P48690	12 holes
426467-001	gland	1-13/16	2-1/2	1/32		BAU - blue
426401-002	body	6-1/4	7	1/16		BAU - blue
426401-003	body	8-1/4	9	1/16		BAU - blue
426401-004	body	10-3/16	10-15/16	1/16		BAU - blue
P80765	body	11-3/8	12-1/8	1/16		BAU - blue
426401-005	body	13-1/4	14	1/16		BAU - blue
426401-006	body	11-9/16	12-5/16	1/16		BAU - blue
P80767	body	13-3/4	14-1/2	1/16		BAU - blue
426401-008	body	15-5/8	16-3/8	1/16		BAU - blue



## Pipe Flange Gaskets

Part #	I.D.	O.D.	Thickness	# of Holes	Pipe Size	Material
116653-000	1-3/8	2-3/16	1/4	0		rubber
105176-001	1-5/8	2-3/16	1/4	0		rubber
105176-000	1-13/16	2-3/16	1/4	0		rubber
105209-002	2	2-3/4	1/4	0		rubber
104034-000	2-1/8	2-1/2	1/4	0		rubber
105209-000	2-5/16	3	1/16	0		rubber
116117-000	2-1/2	3	1/4	0		rubber
105201-000	3-7/16	3-7/8	1/4	0		rubber
GSK-140	1-5/16	4-5/16	1/16	4	1	BAU - blue
GSK-141	1-7/8	5-1/16	1/16	4	1-1/2	BAU - blue
GSK-220	2-3/8	6	1/16	4	2	BAU - blue
GSK-225	2-3/8	4-1/8	1/16	0	2	BAU - blue
GSK-221	2-7/8	7	1/16	4	2-1/2	BAU - blue
GSK-226	2-7/8	4-7/8	1/16	0	2-1/2	BAU - blue
GSK-230	3-1/2	7-1/2	1/16	4	3	BAU - blue
GSK-235	3-1/2	5-3/8	1/16	0	3	BAU - blue
GSK-240	4-1/2	9	1/16	8	4	BAU - blue
GSK-245	4-1/2	6-7/8	1/16	0	4	BAU - blue
GSK-250	5-9/16	10	1/16	8	5	BAU - blue
GSK-255	5-9/16	7-3/4	1/16	0	5	BAU - blue
GSK-260	6-5/8	11	1/16	8	6	BAU - blue
GSK-265	6-5/8	8-3/4	1/16	0	6	BAU - blue



\*\*GSK = 150lb rating, other ratings and sizes readily available



# Circulating Pump Parts

## CUNO-201



Cuno sight flow indicator  
1/4" ports

## CUNO-411 ( ARMSTRONG # 975000-411 )



Cuno nut gasket  
3/8 x 5/8 x 1/16" thick

## CUNO-410 ( Armstrong # 975000-410 )



Cuno head gasket  
3 x 3-9/16 x .030" thick

## CUNO-200



aluminum filter housing  
port sizes : 3/8", 125psi  
uses filter CUNO-300 or CUNO-300PT  
body diameter : 3-1/8"  
overall size : 3-5/8 x 6-1/2

## CUNO-200SS-25



stainless steel filter housing  
port sizes : 1/4", 300psi  
uses filter CUNO-300 or CUNO-300PT  
body diameter : 3-1/2"  
overall size : 4.20 x 7.50"

## CUNO-300



resin bonded filter cartridge

## CUNO-300PT



poly on tin string wound filter cartridge

## PETC-1/4



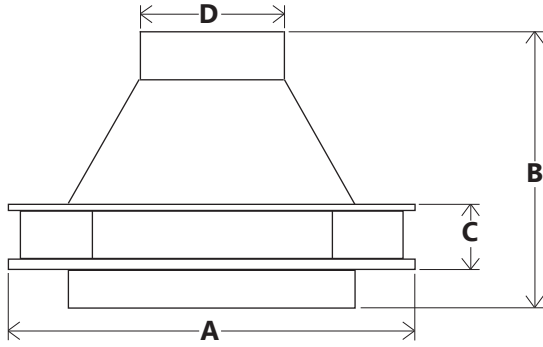
Petcock brass valve 1/4"

## GASKET-GFS



gasket set for CUNO-200SS-25

# Circulating Pump Parts




## Impellers

Part #	I.D.	Material	A	B	C	D	Rot.	Pump Used On
812961-011	3/8	steel	2-3/4	1-3/8	7/16	1-1/2	cw	S-25
812961-041	3/8	bronze	2-3/4	1-3/8	7/16	1-1/2	cw	S-25
812961-111	3/8	non-ferrous	2-3/4	1-7/8	1/2	1-1/2	cw	S-25
816322-011	3/8	steel	3-3/8	1-1/2	5/8	1-1/2	cw	H-32, S-35
816322-041	3/8	bronze	3-3/8	1-1/2	5/8	1-1/2	cw	H-32, S-35
816322-111	3/8	non-ferrous	3-3/8	1-7/8	11/16	1-1/2	cw	H-32, S-35
816305-028	3/8	steel	3-7/8	2-1/2	1	2	cw	S-45
816305-058	3/8	bronze	3-7/8	2-1/2	1	2	cw	S-45
816305-328	3/8	non-ferrous	3-7/8	2-1/2	1	2	cw	S-45
816301-025	3/8	steel	4-1/4	2-3/8	7/16	1-9/16	cw	H-41
816301-055	3/8	bronze	4-1/4	2-3/8	7/16	1-9/16	cw	H-41
816301-325	3/8	non-ferrous	4-1/4	2-3/8	7/16	1-9/16	cw	H-41
816305-025	3/8	steel	4-1/4	2-1/2	1	2	cw	S-46
816305-055	3/8	bronze	4-1/4	2-1/2	1	2	cw	S-46
816305-325	3/8	non-ferrous	4-1/4	2-7/16	1	2	cw	S-46
816304-021	3/8	steel	4-3/4	2-3/8	7/8	2	ccw	S-55
816304-051	3/8	bronze	4-3/4	2-3/8	7/8	2	ccw	S-55
816304-321	3/8	non-ferrous	4-3/4	2-3/8	7/8	2	ccw	S-55
816302-049	3/8	bronze	5	2-3/8	7/16	1-9/16	ccw	H-51
816302-319	3/8	non-ferrous	5	2-5/16	7/16	1-9/16	ccw	H-51
816302-047	3/8	bronze	5-1/4	2-3/8	7/16	1-9/16	ccw	H-52
816302-317	3/8	non-ferrous	5-1/4	2-5/16	7/16	1-9/16	ccw	H-52
816304-017	3/8	steel	5-1/4	2-3/8	7/8	2	ccw	S-57/H-54
816304-047	3/8	bronze	5-1/4	2-3/8	7/8	2	ccw	S-57/H-54
816304-317	3/8	non-ferrous	5-1/4	2-5/16	7/8	2	ccw	S-57/H-54
816303-317	3/8	non-ferrous	5-1/4	2-1/2	5/8	1-9/16	ccw	H-53
816303-047	3/8	bronze	5-1/4	2-1/2	5/8	1-9/16	ccw	H-53
816308-012	1/2	steel	5-7/8	2-3/8	7/8	2	ccw	S-69
816308-042	1/2	bronze	5-7/8	2-3/8	7/8	2	ccw	S-69

rotation viewed from motor shaft end

please advise pump & motor nameplate data for other sizes

# Circulating Pump Motors

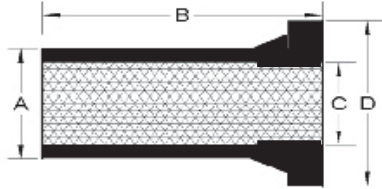


Part #	HP	Voltage	Shaft Size	"A" c.-c.	Type
805316-010	1/12	115	1/2	3-5/16	1
817025-005	1/6	115	1/2	3-5/16	1
817025-001	1/6	115	1/2	3-9/16	1
817025-007	1/4	115	1/2	3-9/16	1
816141-001	1/4	115	1/2	4-1/8	2
817025-013	1/3	115	1/2	3-9/16	1
816141-002	1/3	115	1/2	4-1/8	2
811757-001	1/2	115/230	5/8	4-1/8	3
831009-062	1/2	115/230	5/8	4-1/8	5
BG-111044	1/2	115/230	1/2	4-1/8	BG
811757-002	3/4	115/230	5/8	4-1/8	3
831010-062	3/4	115/230	5/8	4-1/8	5
BG-111047	3/4	115/230	1/2	4-1/8	BG
831012-083	3/4	208-230/460	5/8	4-1/8	4
811757-007	1	115/230	5/8	4-1/8	3
816676-069	1	208-230/460	5/8	4-1/8	4

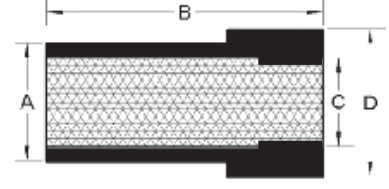
# Circulating Pump Parts - Taco

## Bronze Pump Sleeves

**Type 1**  
Tapered Shoulder



**Type 2**  
Square Shoulder



Part #	Type	Ref #'s	A	B	C	D	Internal Step Right Side of Picture
SB-1119	1	953-1119RP	1.125	1.925	1.003	1.625	0.883 i.d. x .240 long
SB-1303	1	951-3161BRP	1.125	2.062	1.003	1.625	0.883 i.d. x .369 long
SB-0519	2	950-519RP	1.125	2.640	1.003	1.375	0.883 i.d. x .350 long
SB-1171	1	953-1171RP	1.500	2.110	1.379	2.000	1.250 i.d. x .260 long
SB-150P5	1	951-3035 / 951-3162BRP	1.500	2.688	1.379	2.000	1.250 i.d. x .598 long
SB-0665	2	950-520RP / 950-665BRP	1.500	2.900	1.377	1.880	1.250 i.d. x .638 long
SB-187P1	1	950-1369 / 951-3038BRP	1.875	2.725	1.750	2.625	1.630 i.d. x .665 long

O-rings included

### Popular Type 21 Pump Seals with Upgraded Materials



Part #	Shaft Size	Seat Size (Cup Style)
A-359EP66X	5/8	1.250 x .406
A-356EP66X	1-1/8	1.750 x .437

Materials : epr elastomers / P66  
abrasion resistant carbon vs. silicon carbide seat

### PS-3004



1/2" T2100 for model 2400  
replaces Taco #185-135, epr elastomers  
carbon vs. silicon carbide seat 1.000 x .312"

### Taco Body Gaskets



Part #	I.D.	O.D.	Thickness
TG-047	4-3/4	5-3/16	1/32
TG-055	5-9/16	6-1/16	1/32
TG-063	6-3/8	6-7/8	1/32
TG-065	6-17/32	7-1/8	1/32
TG-069	6-15/16	7-9/16	1/32
TG-075	7-9/16	8-1/8	1/32
TG-0800	8	8-1/2	1/32
TG-084	8-7/16	9-1/8	1/32
TG-092	9-1/4	9-11/16	1/32
TG-104	10-7/16	11-1/4	1/32



# Circulating Pump Parts - Taco

## TA-0600



ref # 1600-868-CRP-EP  
includes 5/8" type 21 John Crane seal, epr / P66 abrasion resistant carbon / ceramic cup seat, left hand threaded bolt, washer, seal, lubricant & gaskets

## TA-1200



ref # 840-128-BRP-EP  
includes 1-1/8" type 1 John Crane seal epr / carbon / ceramic cup seat, bronze sleeve : 3.300 long lubricant, washer & gaskets

## TA-1210



ref # 950-664-BRP-EP  
includes 1-1/8" type 21 John Crane seal epr / carbon / ceramic cup seat, bronze sleeve : 2.640 long lubricant, washer & gaskets

## TA-1220



ref # 951-3161-BRP-EP  
includes 1-1/8" type 21 John Crane seal epr / carbon / ceramic cup seat, tapered bronze sleeve : 2.062 long lubricant, washer & gaskets

## TA-1230



ref # 953-1549-3BRP-EP  
includes 1-1/8" type 21 John Crane seal epr / carbon / ceramic cup seat, tapered bronze sleeve 1.925" long, lubricant, slinger, o-rings, washer & gaskets

## TA-1500



ref # 862-172-BRP-EP  
includes 1-1/2" type 1 John Crane seal epr / carbon / ceramic cup seat, bronze sleeve : 3.840 long x 1.375 I.D. lubricant, washer & gaskets

# Circulating Pump Parts - Taco

## TA-1510



ref # 951-3162-BRP-EP  
includes 1-1/2" type 21 John Crane seal  
epr / carbon / ceramic cup seat, tapered bronze sleeve : 2.700 long  
lubricant, washer & gaskets

## TA-1520



ref # 953-1549-6BRP-EP  
includes 1-1/2" type 21 John Crane seal  
epr / carbon / ceramic cup seat, tapered bronze sleeve : 2.115 long  
lubricant, washer, O-rings & gaskets

## TA-1530



ref # 950-665-BRP-EP  
includes 1-1/2" type 21 John Crane seal  
epr / carbon / ni-resist cup seat, bronze sleeve : 2.900 long  
lubricant, washer & gaskets

## TA-1800



ref # 950-1369-BRP-EP  
includes 1-7/8" type 21 John Crane seal  
epr / carbon / ceramic cup seat, tapered bronze sleeve : 2.725 long  
lubricant, washer & gaskets

## TA-1540



ref # 953-1548-6RP  
includes 1-1/2" type 21 John Crane seal, buna / carbon / ceramic cup seat  
lubricant, snap ring, gaskets, O-rings

## TA-160RP-2



OEM Taco cartridge  
ref # 1600-160RP-2  
includes 3 gaskets

## SNAP RINGS



**SN-112**  
1.050" I.D., for 1-1/8" seal size

**SN-150**  
1.390" I.D., for 1-1/2" seal size

## TA-205RP



brass sleeve for TA-160RP,  
seal size 5/8", length 1.940"



# Compressor Parts

**Pressure Gauge**



**PG-1518C**

1-1/2" diameter, 1/8" npt centre back mount  
0-200 psi

**PG-1514C**

1-1/2" diameter, 1/4" npt centre back mount  
0-200 psi

**Pressure Gauge**



**PG-2014B**

2" diameter, 1/4" npt bottom mount  
0-300 psi

**Pressure Gauge**



**PG-2014C**

2" diameter, 1/4" npt centre back mount  
0-300 psi

**PRUV-35**



unloader valve

**Check Valve**



**CV-38**

3/8" npt, 0-200 psi, 1/8" port

**CV-12**

1/2" npt, 0-200 psi, 1/8" port

**Pressure Regulator**



**APR-14**

1-135 psi, 2 x 1/4" npt ports, 2 x 1/8" npt ports

# Compressor Parts

## Air Compressor Switches

**Fig 1**



**Fig 2**



**Fig 3**



**Fig 4**



**Fig 5**



**Fig 6**



**Fig 7**



Acme #	Fig	Type	Factory PSI Setting	Number Of Ports	On/Off Switch	Unloader Valve
PR-3559	1	Condor	65-100	1	no	no
PR-3560	2	Condor	90-125	1	front / dial	yes
PR-3562	5	Furnas	90-125	4	side / lever	yes
PR-3565	5	Furnas	115-150	4	side / lever	yes
PR-3566	6	Furnas	90-125	1	side / lever	yes
PR-3567	6	Furnas	115-150	1	side / lever	yes
PR-3572	3	Condor	140-175	4	no	yes
PR-3573	6	Furnas	140-175	1	no	yes
PR-3574	4	Furnas	140-175	4	no	yes
PR-3576	7	Square D	100-125	1	no	yes

\*electrical rating for all switches : 1.5hp @ 120V / 3hp @ 250V, 18-12 awg. wire size

\* electrical rating for PR-3576 : 3hp @ 230V 1 phase, 5hp @ 240V 3 phase

\*\*PSI adjustable range for switches PR-3559 - PR-3567 is 40-150 PSI

\*\*PSI adjustable range for switches PR-3570 - PR-3574 is 120-300 PSI

# Cord Sets & Strain Reliefs



Acme #	Awg.	Voltage	M/F	Length	# Wires	Jacket
PC-123X9	12	110	male	9'	3	SJOW
PC-142	14	110	male	8'	2	SJOW
PC-142X10	14	110	male	10'	2	SJOW
PC-143	14	110	male	8'	3	SJOW
PC-143X10	14	110	male	10'	3	SJOW
PC-143X10-PL	14	110	male	10'	3	SJTOW
PC-143X10FEM	14	110	female	10'	3	SJOW
PC-143X15	14	110	male	15'	3	SJOW
PC-143X220	14	220	male	10'	3	SJOW
PC-143X220-PL	14	220	male	8'	3	SJTOW
PC-162	16	110	male	8'	2	SJOW
PC-162X10	16	110	male	10'	2	SJOW
PC-162x18	16	110	male	18'	2	SJOW
PC-163X6	16	110	male	6'	3	SJOW
PC-163	16	110	male	8'	3	SJOW
PC-163X10	16	110	male	10'	3	SJOW
PC-182	18	110	male	8'	2	SJ

**SJOW** = rubber jacket, oil & water resistant

**SJTOW** = plastic jacket (resists ultraviolet rays), oil & water resistant

**PC-2867**



15A 125V 3 wire plug  
made by Eagle CSA & UL

**PC-5266**



15A 125V 3 wire plug  
made by Maritco CSA & UL

**PC-5269**



15A 125V 3 wire connector  
made by Maritco CSA & UL

**PC-2882**



15A 125V 2 wire connector  
made by Eagle CSA & UL

# Cord Strain Reliefs

**SR-2000**



3/8" hole x 4-13/16" long

**SR-2010**



7/16" hole x 4-13/16" long

**SR-2020**



7/16" hole x 4-1/4" long

**SR-2030**



5/8" hole x 4-5/16" long

**SR-2040**



7/16" hole x 4-15/16" long

**SR-2065**



5/16" hole x 3-3/4" long

## Strain Relief c/w Nut



Acme #	Cable Size	Thread Size	O.D. Of Thread
SR-1933	.15 - .32"	PG9	.600"
SR-1934	.19 - .39"	PG11	.730"
SR-1935	.19 - .35"	PG13.5	.800"
SR-1939	.20 - .35"	1/2" NPT	.800"
SR-1938	.24 - .47"	1/2" NPT	.800"
SR-1941	.27 - .47"	1/2" NPT	.800"
SR-1940	.39 - .55"	1/2" NPT	.800"
SR-1936	.39 - .55"	PG16	.890"
SR-1943	.35 - .63"	3/4" NPT	1.025"
SR-1942	.51 - .71"	3/4" NPT	1.025"
SR-1937	.71 - .98"	1" NPT	1.280"

# Couplings - Jaw



**Flange**



**Insert**

Acme #	Inside Diameter	Outside Diameter	Length of Complete Coupling
<b>R050X5/8</b>	5/8	1-1/16	1-3/4
<b>R070X1/2</b>	1/2	1-3/8	2
<b>R070X5/8</b>	5/8	1-3/8	2
<b>R070X3/4</b>	3/4	1-3/8	2
<b>R075X3/8</b>	3/8	1-3/4	2-1/8
<b>R075X1/2</b>	1/2	1-3/4	2-1/8
<b>R075X5/8</b>	5/8	1-3/4	2-1/8
<b>R075X3/4</b>	3/4	1-3/4	2-1/8
<b>R075X7/8</b>	7/8	1-3/4	2-1/8
<b>R095X1/2</b>	1/2	2-1/8	2-1/2
<b>R095X5/8</b>	5/8	2-1/8	2-1/2
<b>R095X3/4</b>	3/4	2-1/8	2-1/2
<b>R095X7/8</b>	7/8	2-1/8	2-1/2
<b>R095X1</b>	1	2-1/8	2-1/2
<b>R095X1-1/8</b>	1-1/8	2-1/8	2-1/2
<b>R100X5/8</b>	5/8	2-9/16	3-1/2
<b>R100X3/4</b>	3/4	2-9/16	3-1/2
<b>R100X7/8</b>	7/8	2-9/16	3-1/2
<b>R100X1</b>	1	2-9/16	3-1/2
<b>R100X1-1/8</b>	1-1/8	2-9/16	3-1/2
<b>R100X1-1/4</b>	1-1/4	2-9/16	3-1/2
<b>R110X5/8</b>	5/8	3-5/16	4-1/4
<b>R110X3/4</b>	3/4	3-5/16	4-1/4
<b>R110X7/8</b>	7/8	3-5/16	4-1/4
<b>R110X1</b>	1	3-5/16	4-1/4
<b>R110X1-1/8</b>	1-1/8	3-5/16	4-1/4
<b>R110X1-1/4</b>	1-1/4	3-5/16	4-1/4
<b>R110X1-3/8</b>	1-3/8	3-5/16	4-1/4
<b>R110X1-5/8</b>	1-5/8	3-5/16	4-1/4

Acme #	Outside Diameter	HP @ 1725 RPM
<b>N035</b>	5/8	0.10
<b>N050</b>	1-1/16	0.74
<b>N070</b>	1-3/8	1.26
<b>N075</b>	1-3/4	2.51
<b>N090/095</b>	2-1/8	4.14
<b>N099/100</b>	2-9/16	9
<b>N110</b>	3-5/16	22.51
<b>N150</b>	3-3/4	35
<b>N190</b>	4-1/2	48
<b>N225</b>	4-15/16	66

\*\*other sizes available

# Couplings - R-Flex

Acme #	Inside Diameter	Outside Diameter	Width	Length of Complete Coupling
<b>3JX3/8</b>	3/8	2-1/16	13/16	2
<b>3JX1/2</b>	1/2	2-1/16	13/16	2
<b>3JX5/8</b>	5/8	2-1/16	13/16	2
<b>3JX3/4</b>	3/4	2-1/16	13/16	2
<b>4JX1/2</b>	1/2	2-15/32	7/8	2-3/8
<b>4JX5/8</b>	5/8	2-15/32	7/8	2-3/8
<b>4JX3/4</b>	3/4	2-15/32	7/8	2-3/8
<b>4JX7/8</b>	7/8	2-15/32	7/8	2-3/8
<b>4JX1</b>	1	2-15/32	7/8	2-3/8
<b>5JX1/2</b>	1/2	3-1/4	1-1/16	2-7/8
<b>5JX5/8</b>	5/8	3-1/4	1-1/16	2-7/8
<b>5JX3/4</b>	3/4	3-1/4	1-1/16	2-7/8
<b>5JX7/8</b>	7/8	3-1/4	1-1/16	2-7/8
<b>5JX1</b>	1	3-1/4	1-1/16	2-7/8
<b>5JX1-1/8</b>	1-1/8	3-1/4	1-1/16	2-7/8
<b>6JX5/8</b>	5/8	4	1-7/32	3-3/8
<b>6JX3/4</b>	3/4	4	1-7/32	3-3/8
<b>6JX7/8</b>	7/8	4	1-7/32	3-3/8
<b>6JX1</b>	1	4	1-7/32	3-3/8
<b>6JX1-1/8</b>	1-1/8	4	1-7/32	3-3/8
<b>6JX1-3/16</b>	1-3/16	4	1-7/32	3-3/8
<b>6JX1-1/4</b>	1-1/4	4	1-7/32	3-3/8
<b>6JX1-3/8</b>	1-3/8	4	1-7/32	3-3/8



**Flange**

Other Sizes Available

EPDM		Hytrell		Diameter	Width
Acme #	HP @1725 RPM	Acme #	HP @1725 RPM		
<b>3JINS</b>	1.71			1-7/8	1
<b>4JINS</b>	3.42			2-5/16	1-1/4
<b>5JINS</b>	6.85			2-15/16	1-9/16
<b>6JINS</b>	12.85	<b>6H</b>	51.5	3-3/4	1-7/8
<b>7JINS</b>	20.71	<b>7H</b>	82.1	4-11/32	2-3/16
<b>8JINS</b>	32.42	<b>8H</b>	129.4	5-1/16	2-1/2
<b>9JINS</b>		<b>9H</b>	206.0	6	3



**Insert**

caution : Hytrell sleeves will transmit up to 4 times the rating of EPDM sleeves  
they should not be used to replace an EPDM sleeve used with a "J" flange, change to an "S" flange



# Couplings - Spiralink



Made in Canada

Coupler	B & G #	HP Model	Rot.	Shaft Size
<b>SL-10010</b> <b>SL-10010HD</b> (see below)	75	1/12	CW	1/2 x 1/2
	100	1/12		
	125	1/12		
	150	1/12		
	1-1/2"	1/6		
	2"	1/6		
	2-1/2"	1/4		
	or			
	LD3	1/4		
	HD3	1/3		
HV1"	1/6			
HV1-1/4"	1/6			
HV1-1/2"	1/6			
1"PR	1/6			
<b>SL-10023</b>	PD-35 PD-37	1/2 3/4	CCW	1/2 x 1/2 or 1/2 x 5/8
<b>SL-10034</b>	PD-38 PD-39	1 1	CCW	5/8 x 5/8
<b>SL-10023</b>	60-1 / 60-11	1/4	CCW	1/2 x 1/2
	60-2	1/3		
	60-3 / 60-13	1/2		
	60-4 / 60-14	3/4		
<b>SL-10034</b>	60-5 / 60-15	1/2	CCW	5/8 x 5/8
	60-6 / 60-16	3/4		
	60-8	3/4		
	60-17	1		
	60-19	1		
<b>SL-10023</b>	SERIES 1522 1S & 1T THRU 17S & 17T	1/4 THRU 2	CCW	1/2 x 1/2 or 1/2 x 5/8

- SL-10010HD = heavy duty spring for 1/3hp applications
- SL-10023 & SL-10034 C/W 1/2" x 5/8" sleeve
- rotation viewed from motor shaft end

Coupler	Armstrong #	HP Model	Rot.	Shaft Size
<b>SL-10010</b> or <b>SL-10010HD</b> (see below)	S-25	1/12	CW	1/2 x 1/2
	S-34	1/6		
	S-35	1/6		
	S-45	1/4		
	S-46	1/3		
	H-32	1/6		
	H-41	1/6		
<b>SL-10023</b>	S-55	1/2	CCW	1/2 x 1/2 or 1/2 x 5/8
	S-57	3/4		
<b>SL-10034</b>	S-69	1	CCW	5/8 x 5/8
<b>SL-10023</b>	H-51	1/4	CCW	1/2 x 5/8
	H-52	1/3		
	H-53	1/2		
	H-54	3/4		
<b>SL-10034</b>	H-63	1/2	CCW	5/8 x 5/8
	H-64	3/4		
	H-66	3/4		
	H-65	1		
	H-67	1		

- SL-10023 & SL-10034 c/w 1/2" x 5/8" sleeve
- rotation viewed from motor shaft end

Coupler	Taco #	HP Model	Rot.	Shaft Size
<b>SL-10045</b> c/w 2 pcs. 1/2 x 5/8 Sleeve	121	1/4	CW	1/2 x 1/2 OR 1/2 x 5/8 OR 5/8 x 5/8
	122	1/4		
	131	1/3		
	132	1/2		
	133	3/4		
	138	1		

# Doerr

**LES-600** (Torq switch)




1 set of contacts, hole : 1-11/16"  
 mounting holes : 2-11/16" C.-C.  
 backplate : 2-3/8 X 3-1/2"

**DOS-19C** (aftermarket, 5/16" contacts)



2 sets of contacts, hole : 1-11/16"  
 mounting holes : 2-11/16" C.-C.  
 backplate : 2-1/2 X 3-1/2"

**MS-7**




4 sets of contacts, holes : 1-11/16"  
 mounting holes : 2-5/8" C.-C.  
 backplate : 2-1/2 X 3-1/2"

**GS-310** (Torq Switch, Plastic)



2 sets of contacts, hole : 2-1/4"  
 mounting holes : 2-3/4 & 3-3/8" C.-C.  
 backplate : 3-1/4 X 3-13/16"

**LES-602** (Torq Switch, Plastic)



2 sets of contacts, hole : 1-15/16"  
 mounting holes : 2-11/16" C.-C.  
 backplate : 3-1/16 x 3-1/2"

# Doerr

## Plastic Cooling Fans

**Type A**

Top View



Bottom View



**Type B**

Top View



Bottom View



**Type C**

Top View



Bottom View



Acme #	Type	O.D.	I.D. Press Fit	# of Fins	Fin Height
DOF-21	A	6	.500 X .660	14	11/16
DOF-27	B	7-3/4	.437 X .625	12	1-7/16
DOF-23	C	7-3/4	.530 X .790	12	1-1/2

## Rotating Mechanism With Extended Spool



Acme #	I.D.	Spool O.D.	RPM
DOSM27-17	.737	2-1/4	1725
DOSM24-17	.869	2	1725

## Rotating Mechanisms

**Type A**



**Type B**



**Type C**



**Type D**



**Type E**



**Type F**



### Plastic Backplate

Acme #	Type	I.D.	Spool O.D.	RPM
ESM121-17C	F	.625	2	1725
ESM150-17C	B	.635	1-7/16	1725
ESM151-34C	B	.635	1-7/16	3450
ESM140-17	A	.670	2	1725
ESM126-34	B	.625	2	3450
ESM122-17	C	.750	2	1725
ESM122-17C	E	.750	2	1725
DOSM31-34	E	.750	2	3450
DOSM35-34	D	.8125	2-1/4	3450
DOSM33-17	D	1.1875	2-7/8	1725
DOSM37-17	D	1.220	2-7/8	1725



### Metal Backplate

Acme #	I.D.	Spool O.D.	RPM
DOSM3-17	.729	2-1/4	1725
DOSM9-17	.815	2-3/4	1725
DOSM8-34	.869	2-1/4	3450
DOSM20-34	.869	2-3/4	3450
DOSM10-17	1.050	2-7/8	1725
DOSM29-17	1.250	2-7/8	1725

# Emerson

**ES-101C**




1 set of contacts, mounting holes : 3-1/2" C.-C.  
 top : 4 quick connects  
 bottom : 5 quick connects, 2 bolts

**ES-119C**



1 set of contacts, mounting holes : 3-1/2" C.-C.  
 top : 3 quick connects  
 bottom : 2 quick connects, 2 bolts

**ES-120**



1 set of contacts, mounting holes : 3-1/2" C.-C.  
 top : 6 quick connects  
 bottom : 6 quick connects, 2 bolts

**ES-125C**




3 sets of contacts ( 2 open, 1 closed )  
 mounting holes : 3-1/2" C.-C.  
 top : 5 quick connects  
 bottom : 3 quick connects, 3 bolts

**ES-126C**




2 sets of contacts ( both open )  
 mounting holes : 3-1/2" C.-C.  
 top : 4 quick connects  
 bottom : 2 quick connects, 2 bolts

**ES-133C**




1 sets of contacts  
 mounting holes : 3-7/16" C.-C.  
 top : 3 quick connects  
 bottom : 3 quick connects, 2 bolts

**ES-187C**



2 sets of contacts ( both open )  
 mounting holes : 3-7/16" C.-C.  
 top : 4 quick connects  
 bottom : 3 quick connects, 2 bolts

**ES-105C**



1 set of contacts, mounting holes : 3-15/16" C.-C.  
 bottom : 5 quick connects

# Emerson

**EB-151** 1/4 x 5/8 x 7/8"  
**EB-150** 5/16 x 5/8 x 7/8"  
**EB-152** 3/8 x 3/4 x 1"



curved brush, carbon

**BP5011T01**



graphite brush, .221 x .647"  
 3/16" quick connect

## Rotating Mechanisms

Type A



Type B



Type C



Type D



Type E



Type F



### Plastic Backplate

Acme #	Type	I.D.	Spool O.D.	RPM
<b>ESM121-17C</b>	F	.625	2	1725
<b>ESM150-17C</b>	B	.635	1-7/16	1725
<b>ESM151-34C</b>	B	.635	1-7/16	3450
<b>ESM140-17</b>	A	.670	2	1725
<b>ESM126-34</b>	B	.625	2	3450
<b>ESM122-17</b>	C	.750	2	1725
<b>ESM122-17C</b>	E	.750	2	1725
<b>DOSM31-34</b>	E	.750	2	3450
<b>DOSM35-34</b>	D	.8125	2-1/4	3450
<b>DOSM33-17</b>	D	1.1875	2-7/8	1725
<b>DOSM37-17</b>	D	1.220	2-7/8	1725

**AR-705**



rubber mount

**ER-1952** 2-1/2" O.D.  
**ER-1953** 2-1/4" O.D.



rubber mount (pair)

# Eyebolts



**Eyebolt  
With Shoulder**

## Metric

Acme #	Size mm
EYE-6	6
EYE-8	8
EYE-10	10
EYE-12	12
EYE-14	14
EYE-16	16
EYE-18	18
EYE-20	20
EYE-24	24

## Imperial

Acme #	Size
EYE-1/4	1/4
EYE-5/16	5/16
EYE-3/8	3/8
EYE-7/16	7/16
EYE-1/2	1/2
EYE-5/8	5/8
EYE-9/16	9/16
EYE-3/4	3/4
EYE-7/8	7/8

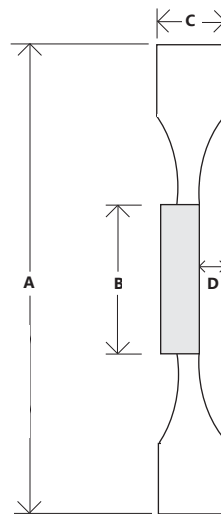


# Fans - Blank Bore

## Low Cost Cast Aluminum Fans

Acme #	Overall Diameter (A)	Hub Diameter (B)	# of Fins	Width Of Fins (C)	Hub Recess (D)
<b>FAN-105</b>	4-1/2	1-3/8	12	7/8	1/4
<b>FAN-5</b>	5	1-1/2	12	15/16	1/4
<b>FAN-6</b>	6	2	12	15/16	1/4
<b>FAN-7</b>	7	2	12	1-7/16	1/2
<b>FAN-8</b>	8	2-1/4	12	1-3/8	1/2
<b>FAN-9</b>	9	2-15/16	12	1-3/8	1/2
<b>FAN-10</b>	10	2-5/8	12	1-1/2	1/2
<b>FAN-11</b>	11	3-1/4	12	1-3/8	1/2
<b>FAN-12</b>	12	3-1/4	12	2	5/8
<b>FAN-13</b>	13	3-1/4	12	2	5/8
<b>FAN-14</b>	14	3-1/4	12	2	5/8
<b>FAN-15</b>	15	3-3/4	12	2-1/8	5/8
<b>FAN-16</b>	16	4-1/2	12	2-1/8	5/8
<b>FAN-17</b>	17	4-1/2	12	2-1/8	5/8
<b>FAN-18</b>	18	4-1/4	12	2-1/8	5/8

- fans 4-1/2" - 11" rated up to 3600 RPM
- fans 12" - 18" rated up to 1800 RPM



# Fans & Hubs - Blue



## Canadian Made !!!

Each fan can be combined with a series of interchangeable hubs to facilitate a wide range of shaft sizes. Both the fan and hub are manufactured from polypropylene and can withstand temperatures of 335 degrees Fahrenheit. Available in both standard and metric bores. All sizes listed are rated up to 3600 RPM.

**Installation Tips:** WHEN INSTALLING HUB: Warm fan to room temperature & support hub I.D.

Fan #	Diameter	Height	Hub #	I.D.	O.D.
<b>F-10</b> <b>F-20</b>	4-7/8	1-1/16	<b>H-120</b>	.255"	28mm
	5-1/8	7/8	<b>H-121</b>	1/2	28mm
			<b>H-122</b>	5/8	28mm
			<b>H-1214</b>	14mm	28mm
			<b>H-1216</b>	16mm	28mm
			<b>H-1219</b>	19mm	28mm
			<b>H-1220</b>	20mm	28mm
			<b>H-1222</b>	22mm	28mm
<b>F-30</b> <b>F-40</b>	6-1/2	1-3/16	<b>H-340</b>	.700	43mm
	6-3/4	1-1/4	<b>H-341</b>	1/2	43mm
			<b>H-342</b>	5/8	43mm
			<b>H-343</b>	3/4	43mm
			<b>H-344</b>	7/8	43mm
			<b>H-3424</b>	24mm	43mm
			<b>H-3425</b>	25mm	43mm
			<b>H-3430</b>	30mm	43mm
<b>F-50</b> <b>F-60</b>	8-1/4	1-5/8	<b>H-560</b>	.640	57mm
	9-5/8	2-1/16	<b>H-563</b>	3/4	57mm
			<b>H-564</b>	7/8	57mm
			<b>H-565</b>	1-1/8	57mm
			<b>H-566</b>	1-3/8	57mm
			<b>H-5628</b>	28mm	57mm
			<b>H-5630</b>	30mm	57mm
			<b>H-5632</b>	32mm	57mm
			<b>H-5638</b>	38mm	57mm
			<b>H-5640</b>	40mm	57mm
			<b>H-5645</b>	45mm	57mm
<b>F-70</b> <b>F-80</b>	11-5/8	2-1/8	<b>H-780</b>	1.110	70mm
	13-1/16	2-1/8	<b>H-786</b>	1-3/8	70mm
			<b>H-787</b>	1-5/8	70mm
			<b>H-788</b>	1-7/8	70mm
			<b>H-7842</b>	42mm	70mm
			<b>H-7845</b>	45mm	70mm
			<b>H-7850</b>	50mm	70mm


# Fan Listing



**Type A**  
Clamp



**Type B**  
Press Fit



**Type C**  
Fan + Hub, Press Fit



**Type D**  
Pin



**Type E**  
Hub Has 2 Flats



**Type F**  
Set Screw



**Type G**  
Press Fit



**Type K**  
1 Flat, No Hose Clamp Included



**Type L**  
2 Flats, Press Fit



**Type M**  
Press Fit



**Type O**  
Hub Has 2 Flats

Acme #	I.D.	O.D.	Height	Hub O.D.	# Of Fins	Reference / Comments	Material	Clamp	Keyway	Set Screw	Type
F-10 + H-120	.255	4-7/8	1-1/16		12	fan + hub	plastic				C
F-20 + H-120	.255	5-1/8	7/8		12	fan + hub	plastic				C
WGF-8700	.475	4-3/4	1	.700	9	Weg 6854.2492 0800.0727	plastic				D
MF-355	.500	4-1/2	7/8	.700	10	Marathon	plastic				B
F-10 + H-121	.500	4-7/8	1-1/16		12	fan + hub	plastic		X		C
BAF-2105	.500	5	3/4	1-1/4	7	Baldor	plastic	X			A
F-20 + H-121	.500	5-1/8	7/8		12	fan + hub	plastic		X		C
F-30 + H-341	.500	6-1/2	1-3/16		12	fan + hub	plastic		X		C
F-40 + H-341	.500	6-3/4	1-1/4		12	fan + hub	plastic		X		C
WGF-8707	.590	5-1/4	15/16	13/16	9	Weg	plastic				D
WGF-8706	.590	6	1-3/8	7/8	9	Weg 0800.0913	plastic				D
MF-3691	.625	5	3/4	7/8	11	Leeson, has 1 flat	plastic				K
GF-417	.625	4-3/4	1-5/16	1-1/4	18	GE	plastic			X	F
LEF-622	.625 x .437	4-3/4	7/8	15/16	12	Leeson	plastic				E
F-10 + H-122	.625	4-7/8	1-1/16		12	fan + hub	plastic		X		C
LEF-615	.625 x .437	5	3/4		11	Leeson	plastic				E
F-20 + H-122	.625	5-1/8	7/8		12	fan + hub	plastic		X		C
GF-419	.625	5-3/4	1	1-1/4	12	GE	plastic			X	F
MF-351	.625	5-7/8	1	13/16	11	hub has 1 flat	plastic				K
MF-353	.625	6	1-1/16	13/16	11	hub has 1 flat	plastic				K
CF-540	.625	6	1-1/8	1-1/8	9	A.O. Smith / Century	plastic	X			A
CF-5480	.625	6	1-3/16	1-1/16	9	A.O. Smith / Century	plastic				L
LEF-616	.625 x .437	6	7/8		11	Leeson	plastic				E
F-30 + H-342	.625	6-1/2	1-3/16		12	fan + hub	plastic		X		C


# Fan Listing



**Type A**  
Press Fit With Key



**Type B**  
Clamp



**Type C**  
Fan + Hub, Press Fit



**Type D**  
Press Fit



**Type E**  
Press Fit



**Type F**  
Press Fit



**Type G**  
Clamp



**Type H**  
Pin



**Type I**  
Hub Has 2 Flats



**Type J**  
Hub Has 2 Flats



**Type K**  
Clamp



**Type L**  
Set Screw



**Type M**  
Press Fit



**Type N**  
Press Fit



**Type O**  
Press Fit




**Type P**  
Metal Clip



**Type Q**  
Spring Clamp

Acme #	I.D.	O.D.	Height	Hub O.D.	# Of Fins	Reference / Comments	Material	Clamp	Keyway	Set Screw	Type
<b>F-40 + H-342</b>	.625	6-3/4	1-1/4		12	fan + hub	plastic		X		C
<b>DOF-27</b>	.625 x .437	7-3/4	1-7/16	1-1/2	12	Doerr B6328-01	plastic				J
<b>BRF-23</b>	.625	7-3/4	1-5/16	7/8	7	Brook	plastic				H
<b>MF-350</b>	.625	8-1/4	1-1/2	1-3/8	14	Marathon	aluminum	X			B
<b>BRF-25</b>	.625	9	1-13/16	7/8	7	Brook	plastic				H
<b>BAF-2180</b>	.630	4-3/4	13/16	7/8	9	Baldor	plastic				P
<b>BAF-2027</b>	.630	6-1/4	3/4	1-1/4	7	Baldor	plastic	X	X		G
<b>BAF-203</b>	.630	6-7/8	1-1/8	1-5/8	8	Baldor	metal			X	L
<b>BAF-2196</b>	.635	5	3/4	1-1/4	7	Baldor	plastic	X	X		G
<b>MF-356</b>	.635	4-15/16	3/4	13/16	11	Marathon	plastic				D
<b>BAF-2075</b>	.635	5-1/4	3/4	.700	8	Baldor	metal				E
<b>BAF-207</b>	.635	6-1/8	3/4	1	8	Baldor	metal			X	E
<b>BAF-208</b>	.635	6-3/8	3/4	1-1/4	7	hub has 1 flat	plastic	X			G
<b>BAF-2198</b>	.640	4-1/4	3/4	1-1/4	7	Baldor	plastic	X	X		G
<b>F-50 + H-560</b>	.640	8-1/4	1-5/8		12	fan + hub	plastic		X		C
<b>F-60 + H-560</b>	.640	9-5/8	2-1/16		12	fan + hub	plastic		X		C
<b>SSF-42</b>	.660	4-3/4	1-1/16	1	22	A.O. Smith / Century	plastic				F
<b>GF-422</b>	.660	5-5/16	3/4	.800	12	hub has 2 flats	plastic				Q
<b>DOF-21</b>	.660 x .500	6	11/16	1	14	Doerr	plastic				I
<b>CF-5470</b>	.670	4-3/4	3/4	7/8	13	A.O. Smith / Century	plastic				N
<b>CF-544</b>	.670	5-3/8	9/16	7/8	13	A.O. Smith / Century	plastic				N
<b>BAF-2032</b>	.673	6-7/8	1-1/8	1-5/8	8	Baldor	metal			X	L
<b>WGF-8701</b>	.675	6-1/4	1-3/8	.900	9	Weg 0800.0913	plastic				H
<b>USF-141809</b>	.680	5-5/8	11/16	13/16	12	U.S. Motors 256208	plastic		key		A
<b>F-30 + H-340</b>	.700	6-1/2	1-3/16		12	fan + hub	plastic		X		C


# Fan Listing



Acme #	I.D.	O.D.	Height	Hub O.D.	# Of Fins	Reference	Material	Clamp	Keyway	Set Screw	Type
F-40 + H-340	.700	6-3/4	1-1/4		12	fan + hub	plastic		X		C
MF-370	.750	4-1/2			10	Marathon	plastic				D
F-30 + H-343	.750	6-1/2	1-3/16		12	fan + hub	plastic		X		C
F-40 + H-343	.750	6-3/4	1-1/4		12	fan + hub	plastic		X		C
F-50 + H-563	.750	8-1/4	1-5/8		12	fan + hub	plastic		X		C
F-60 + H-563	.750	9-5/8	2-1/16		12	fan + hub	plastic		X		C
SSF-41	.780	4-3/4	1-1/8	1-3/16	22	A.O. Smith / Century	plastic				A
DOF-23	.790 X .530	7-3/4	1-1/2	1-1/16	12	Doerr	plastic				E
BAF-2185	.791	8-1/2	1-1/16	1-3/4	8	Baldor	metal			X	G
SSF-44	.810	5-3/8	1-5/16	1-3/16	11	A.O. Smith / Century	plastic				H
WGF-8708	.844	5-3/8	15/16	1-1/16	13	Weg 0800.0573	plastic				I
BAF-2190	.875	5-1/4	1-1/8	1-3/8	10	Baldor	plastic	X			F
LEF-629	.875	6	7/8	1-1/4	11	Leeson	plastic		key		O
BAF-2026	.875	6-3/8	3/4	1-1/4	7	Baldor	plastic	X	X		F
F-30 + H-344	.875	6-1/2	1-3/16		12	fan + hub	plastic		X		C
USF-360240	.875	6-3/4	1-1/4	1-1/8	8	U.S. Motors	plastic	X			K
F-40 + H-344	.875	6-3/4	1-1/4		12	fan + hub	plastic		X		C
USF-360985	.875	8	1-3/8	1-1/8	8	U.S. Motors	plastic	X			K
F-50 + H-564	.875	8-1/4	1-5/8		12	fan + hub	plastic		X		C
LEF-624	.875	8-3/8	1	1-5/16	11	Leeson	plastic		key		O
USF-399405	.875	9	1-5/8	1-1/4	14	U.S. Motors	plastic	X	key		N
F-60 + H-564	.875	9-5/8	2-1/16		12	fan + hub	plastic		X		C




# Fan Listing




Acme #	I.D.	O.D.	Height	Hub O.D.	# Of Fins	Reference	Material	Clamp	Keyway	Set Screw	Type
BAF-209	.900	7	1-1/8	1-3/8	10	Baldor	plastic	X			G
BAF-2205	.906	4-1/8	3/4	1-5/16	7	Baldor	plastic	X	X		G
BAF-2045	.908	7	1-1/8	1-5/8	8	Baldor	metal			X	E
BAF-2195	.910	5	3/4	1-1/4	7	Baldor	plastic	X	X		G
WGF-8705	.910	7	1-9/16	1-3/16	13	Weg 0800.1014	plastic				K
LSF-182	.930	7	1-1/16	1-1/8	7	Leroy Somer HC70A60	plastic				O
LSF-184	.930	7-3/4	1-3/8	1-1/8	7	Leroy Somer HC70A70	plastic				O
MF-359	.937	8-1/8	1-1/2	1-3/16	11	Marathon	plastic		key		B
MF-357	.937	9	1-1/2	1-3/16	11	Marathon	plastic		key		B
BAF-204	.984	8-1/2	1-1/16	1-3/4	8	Baldor	metal			X	E
BAF-206	.985	10-1/4	2-3/8	2-5/8	8	Baldor	aluminum			X	F
BAF-2085	.988	6-3/8	3/4	1-1/4	7	Baldor	plastic	X	X		G
SSF-46	1.000	5-3/8	1-3/16	1-3/8	11	A.O. Smith / Century	plastic				H
SSF-43	1.000	5-3/8	1-5/16	1-1/4	11	A.O. Smith / Century	plastic				H
CF-5465	1.062	5-3/8	7/8	1-9/16	13	A.O. Smith / Century	aluminum				J
FF-2903	1.100	5-3/16	1-1/8	1-5/16	12	Bluffton Motor	plastic				H
WGF-8712	1.100	5-7/8	1-1/2	1-3/8	13	Weg 0800.1138	plastic				K
F-70 + H-780	1.110	11-5/8	2-1/8		12	fan + hub	plastic		X		C
F-80 + H-780	1.110	13-1/16	2-1/8		12	fan + hub	plastic		X		C
WGF-8702	1.120	7-1/2	1-9/16	1-7/16	13	Weg	plastic				K
USF-360276	1.125	6-3/4	1-1/4	1-1/4	8	U.S. Motors	plastic	X	X		L
F-50 + H-565	1.125	8-1/4	1-5/8		12	fan + hub	plastic		X		C
LEF-627	1.125	9-1/4	1-1/8	1-9/16	11	Leeson	plastic		key		M
USF-378427	1.125	9-3/8	1-1/2	1-3/8	8	U.S. Motors	plastic	X			N
F-60 + H-565	1.125	9-5/8	2-1/16		12	Baldor	plastic		X		C
BAF-2203	1.150	5-7/8	1-1/16	2-3/8	11	Baldor	plastic	X	X		G
BAF-2202	1.150	7-1/2	1-1/16	2-3/8	11	Baldor	plastic	X	X		G
BAF-216	1.150	8-1/2	1	1-15/16	10	Baldor	plastic	X			G
BAF-2194	1.150	9	1-1/16	2-3/8	11	Baldor	plastic	X	X		G
BAF-2197	1.174	5-1/4	1-1/16	1-3/8	10	Baldor	plastic	X	X		G
BAF-2192	1.174	5-3/4	5/8	2-1/8	10	Baldor	aluminum			X	P

# Fan Listing



Acme #	I.D.	O.D.	Height	Hub O.D.	# Of Fins	Reference	Material	Clamp	Keyway	Set Screw	Type
BAF-2095	1.174	7	1-1/8	1-1/2	10	Baldor	plastic	X	X		G
BAF-205	1.174	8-1/2	1-1/16	1-3/4	8	Baldor	metal			X	O
WGF-8703	1.190	9	1-5/8	1-1/2	13	Weg 0800.1332	plastic				B
WGF-8713	1.200	6-3/4	1-1/2	1-1/2	10	Weg	plastic				A
USF-347273	1.250	9	1-1/2	1-1/2	14	U.S. Motors	plastic	X			D
USF-347274	1.250	10-1/2	1-3/4	1-9/16	14	U.S. Motors	plastic	X			D
USF-171602	1.250	11	2-3/16	1-5/8	14	U.S. Motors	plastic	X			D
LSF-215	1.300	9-1/2	1-5/8	1-11/16	7	Leroy Somer HC70A80	plastic		X		E
LEF-618	1.320	6-1/2	7/8	1-9/16	11	Leeson	plastic				F
WGF-8721	1.339	5-1/4	1-3/8	1-5/8	9	Weg 0800.6814	plastic				A
BAF-215	1.360	8-1/2	1	1-7/8	10	Baldor	plastic	X	X		G
BAF-2193	1.375	7-1/4	5/8	2-1/4	9	Baldor	aluminum			X	H
MF-361	1.375	8	1-9/16	2-1/8	11	Marathon	plastic	X	X		I
MF-366	1.375	8-1/8	1-1/2	1-5/8	11	Marathon	plastic		key		J
USF-370427	1.375	8-1/4	2-1/8	1-3/8	14	U.S. Motors	plastic	X	key		D
F-50 + H-566	1.375	8-1/4	1-5/8		12	fan + hub	plastic		X		C
F-60 + H-566	1.375	9-5/8	2-1/16		12	fan + hub	plastic		X		C
MF-358	1.375	11	1-13/16	2-1/8	11	Marathon	plastic	X	X		I
USF-370428	1.375	11	2-1/8	1-7/16	14	U.S. Motors	plastic	X	key		L
F-70 + H-786	1.375	11-5/8	2-1/8		12	fan + hub	plastic		X		C
F-80 + H-786	1.375	13-1/16	2-1/8		12	fan + hub	plastic		X		C
WGF-8722	1.378	7-1/4	1-1/2	1-9/16	10	Weg 0380.1322	plastic				Q
BAF-2065	1.400	10-1/4	2-3/8	2-5/8	8	Baldor	aluminum			X	K
BAF-2186	1.420	5-5/8	5/8	1-1/2	12	Baldor	metal				N
BAF-2102	1.420	6-1/2	3/4	1-9/16	12	Baldor	metal				N
BAF-2199	1.500	7-1/2	1-1/16	2-5/16	11	Baldor	plastic	X	X		G
BAF-2204	1.500	7-5/8	1-5/8	2-3/8	11	Baldor	plastic	X	X		G
BAF-2156	1.500	8-1/2	1-9/16	2-5/8	11	Baldor	plastic	X	X		G
BAF-211	1.500	10-3/4	1-5/8	2-5/8	11	Baldor	plastic	X	X		G

# Fan Listing



Acme #	I.D.	O.D.	Height	Hub O.D.	# Of Fins	Reference	Material	Clamp	Keyway	Set Screw	Type
LSF-1215510	1.525	11	2	1-3/4	7	Leroy Somer	plastic		X		N
LSF-141520	1.555	9-7/8	2-5/8	1-13/16	7	Leroy Somer	plastic		X		B
BAF-2103	1.600	6-1/2	3/4	1.700	12	Baldor	metal				A
BAF-210	1.600	8	1-1/4	1-3/4	10	Baldor	metal				A
BAF-2207	1.625	8-7/8	1-5/8	1-5/8	9	Reliance	plastic		X		O
F-70 + H-787	1.625	11-5/8	2-1/8		12	fan + hub	plastic		X		C
F-80 + H-787	1.625	13-1/16	2-1/8		12	fan + hub	plastic		X		C
BAF-2206	1.700	8-1/2	1-9/16	2-11/16	11	Baldor, extended hub	plastic	X	X		E
LSF-2541	1.700 X 1.570	8-7/8	1-7/8	13/16	7	Leroy Somer, Spline	plastic		X		D
BAF-2189	1.700	10-1/2	1-3/4	2-7/16	11	Baldor	plastic	X	X		E
BAF-212	1.700	11-7/8	2	2-3/8	10	Baldor	plastic	X	X		E
BAF-2201	1.700	9-1/2	1-9/16	2-3/8	11	Baldor	plastic	X	X		E
WGF-8714	1.730	5-7/8	1-3/4	2	9	Weg	plastic				F
WGF-8704	1.730	9	1-7/8	2-1/8	9	Weg 6854.2485	plastic				F
BAF-2200	1.875	8-3/4	1-3/4	2-5/8	9	Baldor / Reliance	plastic		X		O
USF-362254	1.875	13-1/4	2	2	12	U.S. Motors	plastic	X	X		H
F-70 + H-788	1.875	11-5/8	2-1/8		12	fan + hub	plastic		X		C
F-80 + H-788	1.875	13-1/16	2-1/8		12	fan + hub	plastic		X		C
LSF-2561	1.930	12	2-3/8	2-1/8	7	Leroy Somer, Spline	plastic		X		I
WGF-8717	1.975	5-15/16	1-7/8	2-3/8	9	Weg 6524.7380	plastic				F
BAF-2209	2.000	7-3/4	1-15/16	2-3/4	11	Baldor, extended hub	plastic	X	X		A
WGF-8718	2.000	9-1/8	1-13/16	2-3/8	9	6854.2487 / 6524.7720	plastic				F
BAF-213	2.000	13-1/4	2-1/4	3	10	Baldor	plastic		X		E
LSF-254	2.100	10	2-1/4	2-5/16	7	Leroy Somer, Spline	plastic		X		D
USF-375606	2.125	8-1/2	2-1/8	2-1/2	16	U.S. Motors	plastic	X	X		J
BAF-218	2.125	13-1/4	2-3/4	3-1/4	15	Baldor	plastic		X		K
MF-367	2.250	17	2-1/8	3	13	Marathon	plastic		X		L
CF-5485	2.350	7-5/8	1-1/4	3	11	A.O. Smith / Century	aluminum				M
BAF-214	2.375	13-3/8	2-3/4	3-3/8	15	Baldor	plastic		X		K



# Franklin / Bluffton Motor Works

## FS-320 (Acme Switch)

1 set of contacts 1/4" diameter



mounting holes : 1-1/2 x 2-1/2" c.c.

## FS-366



2 sets of contacts, 1 nc, 2 no  
mounting holes : 3-3/8" c.-c.  
ref : Coastal Spa

## FS-369



1 set of contacts  
mounting holes : 3-3/8" c.-c.  
ref : Fill-Rite

## FS-277



3 sets of contacts, made by TORQ  
mounting holes : 2-5/8" c.-c. hole dia. 1-7/8"  
top : 10 quick connects  
bottom : 9 quick connects, 3 bolts

## FS-276



1 set of contacts, made by TORQ  
mounting holes : 2-5/8" c.-c. hole dia. 1-7/8"  
top : 5 quick connects  
bottom : 8 quick connects, 2 bolts

## AR-705



rubber mount 1-11/16 x 2-1/2 x 3/8"

## FI-46



rubber bearing insert for 608 bearing

## FB-42

1/4"

## FB-43

5/16"



self-aligning bearing kit

## WS-7

1/2"

## WS-8

5/8"



water slinger

Acme #	I.D.	rpm
FSM57-17	3/4	1725
**FSM72-17	3/4	1725
FSM58-34	3/4	3450
**FSM74-34	3/4	3450
FSM65-2	3/4	3450/1725
FSM73-2	3/4	3450/1140
FSM67-2	7/8	1725/1140

\*\* 50 hertz



round spool 2-1/4" o.d.

# Franklin Electric

Acme #	Volts	HP	mfd
275464125	115	1/3	159 - 191
275464126	230	1/3	43 - 53
275464201	115	1/2	250 - 300
275464105	230	1/2	59 - 71
275464118	230	3/4	86 - 103
275464113	230	1	105 - 126



2-1/16 x 4-3/8" Long Start Capacitor

Acme #	Franklin #	Volts	HP
FR-101	155 031 101	115	1/3 - 1/2
FR-102	155 031 102	230	1/3 - 5
FR-103	155 031 103	208	1/3 - 5
FR-104	155 031 601	230	5 & larger



Voltage Relay

Acme #	Franklin #	Volts	HP
FRK-901	305 102 901	115	1/3 - 1/2
FRK-902	305 102 902	230	1/3 - 5
FRK-903	305 102 903	208	1/3 - 5



Voltage Relay Kit, includes relay, clamp, lead wires

Acme #	HP	Volts
305 101 905	1/3	115
305 101 901	1/3	230
305 101 906	1/2	115
305 101 902	1/2	230
305 101 903	3/4	230
305 101 904	1	230



Blue Relay Kit, includes relay, clamp, lead wires



# General Electric

**GS-301S**



Torq switch (sub for GS-301)  
1 set of contacts, mounting holes : 2-1/4" c.-c.

**GS-302**



1 set of contacts  
mounting holes : 1-7/8" c.-c.

**GS-300**

(Acme Switch)



1 set of contacts  
mounting holes : 2-5/8" c.-c.

**GS-325**

(Acme Switch)



1 set of contacts  
mounting holes : 2-15/16" c.-c.

**GS-311**



includes terminal kit, 1 set of contacts  
mounting holes : 2-7/8" c.-c.

**GS-312**




includes terminal kit, 1 set of contacts  
mounting holes : 3-5/8 x 2-5/8" c.-c.

**GS-3135**




includes terminal kit, 2 sets of contacts  
mounting holes : 3-5/8 x 2-5/8" c.-c.

**GS-310**



2 sets of contacts  
mounting holes : 2-3/4 & 3-3/8" c.-c.  
plate size : 3-7/8 x 3-1/4", hole I.D. : 2-1/4"

**GSK-1000**



1725 rpm rotating mechanism / stationary switch kit  
mounting holes on switch : 3" c.-c. plastic spool o.d. 2-7/8"  
mechanism shaft size .950"

# General Electric


## GS-3650C

(This Switch Is Submersed In Oil)



2 sets of contacts, normally open  
mounting holes : 3-5/8" c.-c.  
top : 3 quick connects  
bottom : 9 quick connects, 2 bolts

## GS-3651C



1 set of contacts, mounting holes : 3-5/8" c.-c.  
top : 3 quick connects  
bottom : 9 quick connects, 2 bolts

## GS-3655C



3 sets of contacts (2 open, 1 closed)  
mounting holes : 3-5/8" c.-c.  
top : 3 quick connects  
bottom : 13 quick connects, 3 bolts

## GS-3652C



1 set of contacts  
mounting holes : 2-5/16" C.-C.  
bottom : 2 quick connects

## GS-3657C



1 set of contacts  
top : 0 quick connects  
bottom : 5 quick connects

## GS-3656



3 sets of contacts (2 open, 1 closed)  
mounting holes : 2-5/16" c.-c.  
bottom : 5 quick connects

**GSM494-17C** 1725 rpm  
**GSM496-34** 3450 rpm  
**GSM497-2** 3450/1725 rpm



.670" I.D. 2" spool O.D.

**GSM466-8** 1725/850 rpm



3/4" I.D. 1-7/8" spool O.D.

Part #	Backplate I.D.	Spool I.D.	Spool O.D.	rpm
GSM490-17	.869	1-1/8	2-1/4	1725
GSM480-17	1.127	1-3/4	2-7/8	1725
GSM486-17	1.352	1-3/4	3-1/4	1725
GSM488-17	1.605	1-3/4	3-1/4	1725



syncrosnap

# General Electric

## GEB-3000



GE # 625A589ACP1  
graphite brush, bevelled top  
3/8 x 5/8 x 1-1/8" long

## GEB-3025



GE # 36A167400AAP1, carbon brush  
3/8 x 1 x 1-1/8" long

## GEB-3005



GE # 625A649AK5, carbon brush  
1/2 x 5/8 x 1-7/16" long

## GEB-3050



GE # 894A506P01  
carbon brush  
3/8 x 1 x 1-1/4 long



**GEB-3085** carbon split brush  
GE # 36A167402AAP04  
3/4 x 1-1/4 x 2" long metal slide



**GEB-3040** graphite split brush  
GE # 893A643AA001  
5/8 x 1/2 x 2" long

**GEB-3060** carbon split brush  
GE # 36A167402AA002  
3/4 x 1-1/4 x 1-3/4" long red top

**GEB-3020** carbon split brush  
GE # 36A167401AA8  
5/8 x 7/8 x 1-1/2" long

## GEB-3035



GE # 625A637AA1  
carbon brush 1/8 x 1/4 x 9/16" long



**GEB-3055** graphite brush  
GE # 625A619CA006  
1/4 x 3/8 x 7/8" long



**GEB-3070** carbon split brush  
GE # 36A164456AAP21  
5/8 x 1-1/4 x 2-1/8" long

**GEB-3030** graphite brush  
GE # 625A682CA1  
1/4 x 1/2 x 7/8" long

**GEB-3125** carbon split brush  
GE # 36A164451ABP18  
3/4 x 1-1/2 x 2-7/8" long

**GEB-3090** carbon brush  
GE # 625A676HA1  
5/16 x 3/8 x 3/4" long

**GEB-3080** carbon split brush  
GE # 36A164452AAP21  
7/8 x 1-1/2 x 3" long

**GEB-3105** carbon brush  
GE # 625A651CA001  
3/8 x 5/8 x 15/16" long

**GEB-3115** carbon split brush  
GE # 36A164453AAP21  
1 x 1-1/2 x 3-1/8" long

**GEB-3010** graphite brush  
GE # 625A600AB08  
1/2 x 1/2 x 7/8" long

# General Electric



**Bushings**

Part #		I.D.	O.D.	Length
<b>GB-427</b>	not reamed	1/2	5/8	13/16
<b>GB-428</b>	reamed	1/2	5/8	13/16
<b>GB-429</b>	not reamed	5/8	3/4	13/16
<b>GB-430</b>	reamed	5/8	3/4	13/16

**GA-436**



1/2 to 5/8" shaft adapter  
c/w key

**GA-435**



5/8 to 3/4" shaft adapter

**GR-4465**




rubber mount (pair)  
1-5/8 x 2-1/4 x 5/16"

**GF-417** 5/8 x 4-3/4"  
**GF-419** 5/8 x 5-3/4"



plastic external cooling fan

**GF-422**



plastic cooling fan, 2 flats on I.D.  
.660 x 5-5/16"

**GF-19MX**



aluminum cooling fan  
.985 x 7-1/8"

# Indiana General

## Series 45



**221101-03**

( REF. # 2-1859 )  
brush 1/4 x 5/8 x 5/8" long



**BCAP-249**

brush cap 7/8" O.D.

## Series 46



**221081-04**

( REF. # 16-109 )  
brush 3/8 x 3/4 x 1-1/8" long



**221081-08**

brush spring 5/8 x 1-1/16"

## Series 65



**221102-02**

( REF. # 2-1866 )  
brush 3/8 x 3/4 x 11/16" long



**BCAP-249**

brush cap 7/8" O.D.

## Series 66



**221081-10**

( REF. # 16-123 )  
brush 3/8 x 1 x 1-1/2" long



**221081-13**

( ref. # SPR-476 )  
brush spring 7/8 x 1-7/16"



# Leeson

**LES-600** ( Leeson switch, plastic )




1 set of contacts  
mounting holes : 2-11/16" C.-C.  
plate size : 3-3/8 x 2-1/2"

**DOS-19C** ( aftermarket, 5/16" contacts)



2 sets of contacts  
mounting holes : 2-11/16" C.-C.  
plate size : 3-3/8 x 2-1/2"

**LES-602** ( Torq switch, plastic )



2 sets of contacts  
mounting holes : 2-11/16" C.-C.  
plate size : 3-1/16 x 3-1/2"

**GS-310** ( Torq switch, plastic )



2 sets of contacts  
mounting holes : 2-3/4 & 3-3/8" C.-C.  
backplate : 3-1/4 x 3-13/16"  
hole : 2-1/4"

**BAS-251**



2 sets of contacts  
mounting holes : 2-1/2" C.-C.

**LEB-620**



motor base  
base size : 6-1/2 x 4"  
mounting holes : 4-7/8 x 3"

## Rotating Mechanisms

Part #	rpm	I.D.	O.D.	Fig
<b>LESM610-34</b>	3450	.737	2-1/4	1
<b>LESM615-34</b>	3450	.737	2-1/4	2
<b>LESM611-17</b>	1725	.737	2-1/4	1
<b>LESM616-17</b>	1725	.737	2-1/4	2
<b>LESM613-11</b>	1140	.737	2-1/4	1
<b>LESM620-11</b>	1140	.737	2-1/4	2
<b>LESM612-17</b>	1725	.869	2-3/4	1
<b>LESM619-17</b>	1725	1.125	3	1
<b>LESM621-34</b>	3450	1.125	3	1
<b>LESM617-17</b>	1725	1.325	2-7/8	1
<b>LESM614-11</b>	1140	1.325	2-7/8	1



**Fig. 1**



**Fig.2**

# Leeson



**Type A**  
plastic, flatted hole



**Type C**  
plastic, key



**Type D**  
plastic



**Type F**  
plastic, flatted hole

Part #	I.D."	O.D."	Type
LEF-622	7/16 x 5/8	4-3/4	A
LEF-615	7/16 x 5/8	5	A
LEF-616	7/16 x 5/8	6	A
MF-3691	9/16 x 5/8	5	F
LEF-629	.875	6	C
LEF-624	.875	8-3/8	C
LEF-627	1.125	9-1/4	C
LEF-618	1.320	6-1/2	D
MF-67154	1.375	7	C

## 3/8" x 1-1/4" x 1-1/4" Graphite



**LB-1** 90VDC 1/4" slot .075" shunt diameter

**LB-1522** 90VDC 3/8" slot .060" shunt diameter

**LB-15** 12 & 24VDC 3/8" slot .125" shunt diameter

**LB-12** 180VDC 1/4" slot .075" shunt diameter

## LB-3



graphite brush  
3/8 x .780 x 13/16"

## LB-5



graphite brush  
5/16 x 7/8 x 1-1/4"

## LB-16 Graphite



5/16 x 5/16 x 9/16"

## YP00435



graphite brush  
5/16 x 1-1/4 x 1-1/4"

## YP00501



carbon brush  
5/16 x 7/8 x 1-1/4"

## LBS-20



brush spring  
3/8 x 1-1/4"

## LBS-21 1/4" wide

## LBS-22 3/8" wide



brush spring  
15/16" long

## LBS-23



brush clip

# Leroy Somer



**Fig. 1**



**Fig. 2**



**Fig. 4**



**Fig. 6**

Part #	I.D. mm	O.D. mm	Height mm	Fig	# on Fan
<b>LSF-56</b>	15	133	22	1	414185 / HC70A40
<b>LSF-182</b>	23	165	27	1	614102 / HC70A60
<b>LSF-184</b>	23	185	35	1	714102 / HC70A70
<b>LSF-215</b>	33	229	41	1	814161 / HC70A80
* <b>LSF-1215510</b>	39	269	50	4	1215510
* <b>LSF-2541</b>	42	225	48	6	800014601
* <b>LSF-2561</b>	49	290	60	2	14122010
* <b>LSF-254</b>	53	253	57	6	160116

\* spline shaft

- other fans available, please supply nameplate info

**LSSB-800** Carbon  
**LSSB-8020** Graphite



5/16 x 5/8 x 7/8"

**LSSB-8010**



1/4 x 5/8 x 7/8" graphite

**EB-152** Carbon  
**BP5000T15** Graphite



3/8 x 3/4 x 1-3/16"

# Limit Switches

## Features

- UL Recognized
- Internal Grounding Screw
- Dustproof, Oil Tight, Water Resistant
- Temperature Range -15C. - +70C.
- Contact Arrangement, 2 Circuits : 1 N.O., 1 N.C.
- Max Operating Frequency 120 Mechanical Operations  
30 Electrical Operations

### RCM400



standard roller lever  
body : 1-1/8 x 3-1/4"  
5A @ 125/250VAC, 0.4A 115VDC

### RCM401



4" adjustable length roller lever  
body : 1-1/8 x 3-1/4"  
5A @ 125/250VAC, 0.4A 115VDC

### RCM402



5" adjustable rod lever  
body : 1-1/8 x 3-1/4"  
5A @ 125/250VAC, 0.4A 115VDC

### RCM403



3-1/4" coil spring rod  
body : 1-1/8 x 3-1/4"  
5A @ 125/250VAC, 0.4A 115VDC

### RCM404



3-1/4" coil spring rod (plastic top)  
body : 1-1/8 x 3-1/4"  
5A @ 125/250VAC, 0.4A 115VDC

### RCL301



standard roller lever  
body:1-5/8 X 2-7/8", 10A @ 125, 240, 480 or  
600VAC, 0.8A 125VDC , 0.4A 250VDC  
1/2" conduit opening

### RCL303



4" adjustable length roller lever  
body:1-5/8 x 2-7/8", 10A @ 125, 240, 480 or  
600VAC, 0.8A 125VDC , 0.4A 250VDC  
1/2" conduit opening

### RCL305



6-1/4" adjustable rod lever  
body:1-5/8 x 2-7/8", 10A @ 125, 240, 480 or  
600VAC, 0.8A 125VDC , 0.4A 250VDC  
1/2" conduit opening

### RCL306




4-1/2" wobble head coil spring rod  
body:1-5/8 x 2-7/8", 10A @ 125, 240, 480 or  
600VAC, 0.8A 125VDC , 0.4A 250VDC  
1/2" conduit opening



# Marathon

**MS-7**




4 sets of contacts  
mounting holes : 2-11/16" c.-c.

**MS-26C**




2 sets of contacts  
mounting holes : 4-1/4" c.-c.

**MS-27**



2 sets of contacts (1 open, 1 closed)  
mounting holes : 2-3/8" c.-c.

**MS-25**



1 set of contacts  
mounting holes : 4-3/8" c.-c.

**GS-310** (TORQ Switch, Plastic)




2 sets of contacts  
mounting holes : 2-3/4 & 3-3/8" c.-c.  
backplate : 3-1/4 x 3-13/16"  
hole : 2-1/4"

**MS-24-TORQ**




4 sets of contacts  
replaces MS-24S  
mounting holes : 4-1/4 x 4-7/8" c.-c.

**MS-28**



1 set of contacts normally closed  
mounting holes : 4-3/8" c.-c.  
top : 10 quick connects, 2 bolts  
bottom : 5 quick connects

**MS-30C**



1 set of contacts normally open  
mounting holes : 4-3/8" c.-c.  
top : 13 quick connects, 2 bolts  
bottom : 2 quick connects

**MS-31**



1 set of contacts normally open  
mounting holes : 2-15/16 & 2-7/8" c.-c.  
top : 14 quick connects, 2 bolts  
bottom : 3 quick connects

**MS-33**



1 set of contacts normally closed  
mounting holes : 2-15/16 & 2-7/8" c.-c.  
top : 11 quick connects, 3 bolts  
bottom : 4 quick connects



# Marathon

**MR-54**

1-5/8 x 2-1/2 x 5/16"



rubber mount (pair)

**GR-4465**

1-5/8 x 2-1/4 x 5/16"



rubber mount (pair)

**MR-56**

2-1/4 O.D. 5/16" THICK



rubber mount (pair)

**MDB-1420**



5.5" TE drive endbell  
brg size : 6203

**MDB-1422**



5.5" TE drive endbell  
brg size : 6203  
c/w 2-1/4" rubber mount

**MSB-1303**



5.5" open non-drive endbell  
brg size : 6203  
c/w 2-1/2" rubber mount

**MSB-6116830**



6.5" open non-drive endbell  
brg size : 6203  
commonly seen on condensor fan motors

**MDB-1833**



6.5" TE drive endbell  
brg size : 6205 / 6304

**MSB-311804**



6.5" open non-drive endbell  
brg size : 6203

## Sleeve Bearing Not Reamed



Part #	I.D."	O.D."	Length
<b>MB-60</b>	1/2	.622	13/16

# Marathon

## Rotating Mechanisms

Part #	RPM	Fig.	I.D."	Spool O.D."
<b>MSM49-34</b>	3450	2	1.125	2-7/8
<b>MSM55-17</b>	1725	1	1.350	2-7/8
<b>MSM54-34</b>	3450	1	1.350	2-7/8
<b>MSM46-17</b>	1725	2	1.475	2-7/8
<b>MSM47-11</b>	1140	2	1.475	2-7/8




**Fig. 1**



**Fig. 2**

Part #	RPM	I.D."	"A"	# Of Notches
<b>MSM60-17</b>	1725	.669	1.125	4
<b>MSM57-34</b>	3450	.669	1.375	3
<b>MSM71-34</b>	3450	.669	1.375	2



**1.850" Spool O.D.**

# Marathon

**MF-350** 5/8 x 8-1/4"



aluminum external cooling fan

**MF-361** 1-3/8 x 8"  
**MF-358** 1-3/8 x 11"



plastic cooling fan

**MF-356** .635 x 4-15/16"



external plastic cooling fan

**MF-368** 15/16 x 5-7/8"

**MF-359** 15/16 x 8-1/8"

**MF-357** 15/16 x 9"

**MF-366** 1-3/8 x 8-1/8"

**MF-67154** 1-3/8 x 7"

**MF-6850** 1-3/8 x 10-7/8"



plastic external cooling fan  
with plastic key, no hose clamp included

**MF-351** 5/8 x 5-7/8" (flat hole)

**MF-353** 5/8 x 6" (flat hole)



external plastic cooling fan

**MF-355** 1/2 x 4-1/2"

**MF-370** 3/4 x 4-1/2"



plastic cooling fan

**MF-3691**



plastic cooling fan, flat hole, 5/8 x 5"

**MF-367**



plastic cooling fan  
2-1/4 x 17"

**MF-6581**



plastic cooling fan  
1.595 x 6-1/8"

**MFC-1050** 10-5/8" I.D. x 3-7/8" deep

**MFC-1040** 10-7/8" I.D. x 4-1/2" deep



plastic fan cover

**MFC-1010** Gray

**MFC-1030** Black




plastic fan cover, 7 x 2-1/8"

# Miscellaneous

## OS-6

(OHIO)



1 set of contacts  
 mounting holes : 2-1/8" C.-C., hole : 1-3/8"  
 backplate : 2-3/8 x 2-9/16"

## KCS-11

(Kingston-Conley)



1 set of contacts, top : 3 quick connects  
 mounting holes : 1-7/8" C.-C.

## TS-24



dustite switch  
 mounting holes : 1-5/8 x 7/8" C.-C.

## VS-568



1 set of contacts  
 contacts on top part of plate  
 mounting holes : 1-7/8 & 1-1/16" C.-C.  
 plate I.D. : 1-11/16"  
**see S-6013 below for possible substitute**

## VS-57



1 set of contacts  
 contact under the switch plate  
 mounting holes : 1-7/8 & 1-1/16" C.-C.  
 plate I.D. : 1-11/16"  
**see S-6013 below for possible substitute**

## S-6013



1 set of contacts 5/16" diameter  
 mounting holes : 2-1/16" C.-C.  
 plate : I.D. 7/8", O.D. 2-7/16"

## VSM59-34C



3450 rpm centrifugal mechanism  
 16mm I.D. 33mm O.D. spool

## VSM60-17C

1725 rpm

## VSM61-34C

3450 rpm




top view

bottom view

centrifugal mechanism  
 13.5mm I.D. 34mm O.D. spool


## ASK-282



switch/mechanism kit for off-shore motors  
 mounting holes : 74mm  
 28mm I.D. 82mm O.D. spool, 3600 rpm

## TOS-1A

(Toshiba)



2 sets of contacts  
 mounting holes : 3" C.-C.



# Off-Shore Parts

## Stationary Switches




Fig. 1




Fig. 2

Acme #	Fig.	"A"	Mtg Holes c.-c.
AS-14	1	33mm	56mm
AS-17	1	36mm	70mm
AS-1719	1	41mm	80mm
AS-2022	1	48mm	80mm
AS-2527	1	53mm	90mm
AS-34	1	64mm	100mm
AS-1719A	2	41mm	59mm

## Centrifugal Mechanisms



Acme #	I.D. ( Metal )	O.D. ( Plastic )	RPM
ASM14-17	14mm	45mm	1725
ASM14-34	14mm	45mm	3450
ASM17-17	17mm	48mm	1725
ASM17-34	17mm	48mm	3450
ASM172-17	17mm	54mm	1725
ASM172-34	17mm	54mm	3450
ASM192-17	19mm	55mm	1725
ASM192-34	19mm	55mm	3450
ASM20-17	20mm	62mm	1725
ASM20-34	20mm	62mm	3450
ASM22-17	22mm	62mm	1725
ASM22-34	22mm	62mm	3450
ASM25-17	25mm	70mm	1725
ASM25-34	25mm	70mm	3450
ASM27-17	27mm	70mm	1725
ASM27-34	27mm	70mm	3450
ASM34-17	34mm	86mm	1725
ASM34-34	34mm	86mm	3450



# Miscellaneous

## Thru Bolts

Acme #	Length	Thread
<b>TB-053083</b>	5-5/8	8-32
<b>TB-074083</b>	7-1/2	8-32
<b>TB-095083</b>	9-5/8	8-32
<b>TB-098083</b>	9-3/4	8-32
<b>TB-106083</b>	10-3/4	8-32
<b>TB-112083</b>	11-1/4	8-32
<b>TB-091103</b>	9-1/8	10-32
<b>TB-096103</b>	9-3/4	10-32
<b>TB-106103</b>	10-3/4	10-32
<b>TB-112103</b>	11-1/4	10-32



## OILER



Zoom-Spout oiler  
14" telescoping spout  
4 fl. oz., 12 bottles / case

## RUST



Rust Buster  
14" telescoping spout  
4 FL. OZ., 12 bottles / case

## A-284



1 lb. Permawick

**RS-12** 1/2 x 6"  
**RS-58** 5/8 x 6"  
**RS-60** 5/8 x 2-1/2"



plastic rainshield

## PB-600



start-stop, 600 volt / 10 amps  
momentary contacts  
Nema 1 metal enclosure, CSA


## PB-602



up-down-stop, 240 VAC max. / 5 amps  
Nema 1 metal enclosure, CSA

# Miscellaneous

## Rubber Vibration Insulators



Acme #	A	B	C	D
RV-67805	1/4	1	3/4	1/2
RV-67804	5/16	1	1	5/8

### MFD-10 (Supco)



#### Capacitor Tester


gives the mfd value on start & run capacitors from 1 to 10,000 mfd. also checks for open & shorted capacitors and detects weak capacitors

### Terminal Box c/w Gaskets & Bolts

- UCB-4617** 3 x 4 x 2-1/2" deep
- UCB-4618** 4 x 5 x 3" deep
- UCB-4619** 5 x 7-1/2 x 4-1/2" deep



- NAME-1** 1-9/16 x 2-11/16"
- NAME-2** 1-3/4 x 3-1/2"



aluminum nameplates

### Weller Soldering Tips



#### WEL-7135W

for model 8200, length 2-9/16"  
approx. thickness .090"



#### WEL-7250N

for model D550, length 3-1/8"  
approx. thickness .120"

# Miscellaneous

## WIRE MARKERS



**WM-1615-(indicate marker #)**  
aluminum 3-1/4" long, for 3/8" - 7/8" diameter leads, sold per 100



**WMC-(indicate marker #)**  
cloth 1-1/2" long, 36 markers per card sold per card

## 3M Tape Dispenser



**3MSTD-0-9**  
tape dispenser c/w tape rolls 0-9



**WM-3M ( indicate # )**  
replacement rolls, indicate which # when ordering

## TAG-100



Top View



Bottom View

repair tags, sold per 100  
tag size : 3 x 8"

## LUBRICAP



grease fitting covers, bright red molded rubber, internal lip holds cap in place & keeps paint, cleaning fluid & dirt out

## A89000



fan blade and hub puller  
body length : 5-1/4", ID : 1-13/16"

## BRK-55



5.5" motor mounting bracket  
heavy gauge sheet metal

## TEMPILSTIK-213



temperature indicator 213F. / 101C.  
stroke surface. a liquid smear will appear at the rated temperature

## LA-WH



Wilson lace hook 5-3/8" long

# Miscellaneous

## Flexible Strip Heaters

Acme #	Watts	Volts	Size
HEAT-251	25	120	1 x 5"
HEAT-252	25	240	1 x 5"
HEAT-501	50	120	1 x 10"
HEAT-502	50	240	1 x 10"
HEAT-751	75	120	1 x 15"
HEAT-752	75	240	1 x 15"
HEAT-1001	100	120	1 x 20"
HEAT-1002	100	240	1 x 20"
HEAT-1251	125	120	1 x 25"
HEAT-1501	150	120	2 x 15"
HEAT-1502	150	240	2 x 15"
HEAT-2001	200	120	2 x 20"
HEAT-2002	200	240	2 x 20"
HEAT-2501	250	120	2 x 25"
HEAT-2502	250	240	2 x 25"



Install these flexible silicone rubber strip heaters to prevent condensation from building up in motors. They are installed under the end turns in the stator shell and are rated at 5 watts per inch of length.  
size : .055" thick

## Motor Speed Controls


- typical applications : fans, air conditioners, fireplace blowers, attic fans humidifiers, ventilators, ceiling fans, range hoods, etc.
- designed to fit standard 2 x 4" electrical wall box
- solid state, U.L. & CSA approved
- full wave phase control circuitry minimizes power loss
- infinite variable speed adjustment permits individual selection of air volume, motor speed, and noise level

### MC-100F220V




2.5A 240V rating, knob & face plate included  
plate size : 2-3/4 x 4-1/2"

### MC-100F



2.5A 120V rating, knob included

### MC-100P



2.5A 120V rating, knob & face plate included  
plate size : 2-3/4 x 4-1/2"

### MC-105F



5A 120V rating, knob & face plate included  
plate size : 2-3/4 x 4-1/2"

### MC-105FR



5A rating 120V with reversing switch  
knob & face plate included  
plate size : 2-3/4 x 4-1/2"

### MC-150F



10A 120V rating, with heat sink  
comes with knob & face plate  
plate size : 2-3/4 x 4-1/2"

### MC-200F



15A 120V rating, with heat sink  
comes with knob & face plate  
plate size : 4-1/2 x 4-1/2"

# Motors - Vacuum



**Fig G**  
Thru-Flow Discharge



**Fig A**  
Thru-Flow Discharge



**Fig B**  
Peripheral Discharge



**Fig C**  
Peripheral Discharge



**Fig D**  
Tangential Discharge



**Fig F**  
Tangential Discharge  
Tapered Bottom Cover

ACME #	Fig.	Diameter	Total Height	# Of Stages	Voltage	Max Amps	Bearings
<b>122167-00</b>	G	4.3	4-3/4	1	120	12.1	ball / ball
<b>116309-01</b>	A	5.7	4-1/2	1	120	6.8	ball / ball
<b>+116455-50</b>	A	5.7	4-1/2	1	120	6.7	ball / sleeve
<b>116310-00</b>	A	5.7	4-5/8	1	240	4.2	ball / sleeve
<b>116311-01</b>	A	5.7	5-3/4	2	120	7.7	ball / ball
<b>116312-00</b>	A	5.7	5-3/4	2	240	4.4	ball / sleeve
<b>* 116757-13</b>	B	5.7	6-5/8	2	120	7.9	ball / ball
<b>* 116758-13</b>	B	5.7	6-5/8	2	120	9.1	ball / ball
<b>* 116763-13</b>	B	5.7	7	2	120	11.3	ball / ball
<b>116299</b>	C	5.7	5-1/8	1	120	5.6	ball / sleeve
<b>116196-00</b>	C	5.7	5-5/16	1	120		ball / sleeve
<b>116340-00</b>	C	5.7	5-5/16	1	240		ball / sleeve
<b>116336-01</b>	C	5.7	6-3/8	2	120	8.0	ball / ball
<b>116125-00</b>	C	5.7	6-3/8	2	240	3.3	ball / sleeve
<b>116514-13</b>	C	5.7	7-7/8	3	24	21	ball / ball
<b>116392-01</b>	D	5.7	6-9/16	2	120	8.6	ball / ball
<b>116207-00</b>	D	5.7	6-9/16	2	120	9.1	ball / ball
<b>116472-00</b>	D	5.7	7	2	120	11.7	ball / ball
<b>119631-00</b>	F	5.7	7-5/8	2	120		ball / ball
<b>* 116515-13</b>	D	5.7	7-7/8	3	24	21.5	ball / ball
<b>116513-13</b>	D	5.7	7-5/8	3	36		ball / ball
<b>116765-00</b>	D	5.7	8	3	120	13.5	ball / ball
<b>* 116765-13</b>	D	5.7	8	3	120	13.5	ball / ball

\* = epoxy coated fan cover

+ = thermally protected, automatic reset



# Motors - Vacuum



**Fig D**  
Tangential Discharge



**Fig E**  
Peripheral Discharge

Acme #	Fig	Diameter	Total Height	# of Stages	Voltage	Maximum Amps	Bearings
<b>115334</b>	D	7.2	6-1/4	2	120	13.5	ball / ball
<b>116103-00</b>	D	7.2	7-7/8	3	120	12.6	ball / ball
<b>115330</b>	E	7.2	6-1/8	2	120	13.0	ball / ball
<b>116137-00</b>	E	7.2	7-3/4	3	120	14.5	ball / ball

**114787**



7.5" diameter 120 volt  
3 stage peripheral discharge  
height : 9-1/8"  
11.3 max. amps

**Armature**



armatures & parts readily available  
please advise model #  
armature shown is #215330 for  
vacuum motors 115330 & 115334

# Overloads

## Automatic Overloads For Belted Fan Motors

Acme #	HP	Rpm	Volt	Amp	Fig	Type
<b>OA-100</b>	1/4	1725	115	5.9	M	automatic
<b>OA-105</b>	1/3	1725	115	7.0	M	automatic
<b>OA-110</b>	1/2	1725	115	7.5	C	automatic
<b>OA-125</b>	1/2	1725/850	115	8.2/4.0	C	automatic
<b>OA-130</b>	1/4	1725/1140	115	6.0/2.5	M	automatic
<b>OA-135</b>	1/3	1725/1140	115	7.2/2.5	M	automatic
<b>OA-140</b>	1/2	1725/1140	115	8.2/4.2	M	automatic
<b>OA-145</b>	1/2	1725	115/230	8.8/4.4	M	automatic
<b>OA-155</b>	1	1725	115/230	16.0/8.0	M	automatic
<b>OA-160</b>	1	1725	115/230	16.0/8.0	C	automatic

Motor protectors should not be replaced by horsepower, amperage, or nameplate data alone.

The information shown on these pages was obtained from motors on which the original overload was found.

**Intended As A Guide Only**

If Klixon number is doubtful, please advise complete nameplate data.



**Fig M** 31/32" Diameter

**Fig C** 1-3/16" Diameter

### Common Overloads Acme Usually Stocks

CEG69FB	MEJ38RX
CEJ38CD	MEG61RX
CEJ51CA	
CEJ51CY	MEG69RX
CEJ75ALH	MEJ55RB
CET71ABN	MEJ57CY
CET77TJ-16	MEJ57RX
CRT00CB	MRF58JV
LED965	MRJ59RX
LED972	BEC2921
LED1038	BRD2972

# Overloads

## Manual Overloads For Open Drip Proof Motors

Acme #	hp	rpm	Voltage	Amp	Fig	Type
<b>OM-300</b>	1/3	1725	115	6.4	M	manual
<b>OM-305</b>	1/2	1725	115/230	8.0	M	manual
<b>OM-310</b>	3/4	1725	115/230	12.0/6.0	M	manual
<b>OM-320</b>	1	1725	115/230	15.0/7.5	M	manual
<b>OM-325</b>	1/2	1725	115/230	8.4/4.2	C	manual
<b>OM-330</b>	3/4	3450	12.0/6.0	12.0/6.0	C	manual
<b>OM-335</b>	1	3450	115/230	14.0/7.0	C	manual
<b>OM-340</b>	1-1/2	3450	115/230	17.2/8.6	C	manual
<b>OM-345</b>	2	3450	115/230	24.0/12.0	C	manual
<b>OM-350</b>	5	3450	230	22	C	manual



**FIG M** 31/32" Diameter

**FIG C** 1-3/16" Diameter

## Manual Overloads For TEFC Farm Duty Motors

Acme #	hp	rpm	Voltage	Amp	Fig	Type
<b>OM-400</b>	1/3	1725	115/230	6.4/3.2	C	manual
<b>OM-405</b>	1/2	1725	115/230	8.0/4.0	C	manual
<b>OM-410</b>	3/4	1725	115/230	12.0/6.0	C	manual
<b>OM-415</b>	1	1725	115/230	14.0/7.0	C	manual
<b>OM-420</b>	1-1/2	1725	115/230	17.2/8.6	C	manual
<b>OM-425</b>	3/4	3450	115/230	12.0/6.0	C	manual
<b>OM-430</b>	1	3450	115/230	14.0/7.0	C	manual
<b>OM-435</b>	1-1/2	3450	115/230	17.2/8.6	C	manual
<b>OM-436</b>	1-1/2	1725	115/230	15.4/7.7	B	manual



**Fig C** 1-3/16" Diameter

**Fig B** 1-9/16" Diameter

See Baldor and US Motor for more

## Automatic Overloads For Jet Pump Motors

Acme #	hp	rpm	Voltage	Amp	Fig	Type
<b>OA-630</b>	1/3	3450	115/230	7.4/3.7	M	automatic
<b>OA-605</b>	1/2	3450	115/230	8.4/4.2	C	automatic
<b>OA-610</b>	3/4	3450	115/230	11.0/5.5	C	automatic
<b>OA-620</b>	1	3450	115/230	13.6/6.8	C	automatic
<b>OA-625</b>	1-1/2	3450	115/230	18.0/9.8	C	automatic
<b>OA-647</b>	2	3450	115/230	21.0/10.5	C	automatic
<b>OA-655</b>	3	3450	115/230	27.2/13.6	B	automatic



**Fig M** 31/32" Diameter

**Fig C** 1-3/16" Diameter

**Fig B** 1-9/16" Diameter

# Overloads

## RTD's

### RTD-100SLOT



3 wire, platinum 100ohm slot  
probe : 10" x 0.26" x 0.078", 96" leads

### RTD-100SURF



3 wire, platinum 100ohm surface  
1.25" x 0.50" x 0.06", 96" leads



## Automatic 3 Phase Overloads

Acme #	Klixon #	hp	Amp	rpm	Voltage	# of Solder Lugs
OT-200	MWJ76AX	1/12	1.1	850	208	6
OT-200	MWJ76AX	1/3	.7	1725	480	6
OT-210	MWJ55KX	3/4	1.0	1725	575	6
OT-215	MWH38JX	3/4	2.9	1725	200	3
OT-210	MWJ55KX	1	1.7	860	575	6
OT-215	MWH38JX	1	4.0	1725	200	3

## Push Button Overloads



Body : 11/16 x 1-3/8 x 1-3/8"  
250VAC Max, 50VDC Max

OM-581	1A
OM-582	2A
OM-583	3A
OM-584	4A
OM-585	5A
OM-586	6A
OM-587	7A
OM-588	8A
OM-5810	10A
OM-5812	12A
OM-460	15A
OM-461	20A
OM-462	25A
OM-463	30A

## Button Style Thermal Protectors



Thermik's S05 style thermal protectors with normally closed contacts are attached or embedded within winding coils. This protector can be used on motors or other electrical and electronic devices up to and including class H insulation system requirements. 2000V insulation rating, 10A @ 250VAC contact rating.

Acme #	Operating Temperature
THB-110	110 C.
THB-130	130 C.
THB-140	140 C.
THB-155	155 C.
THB-160	160 C.
THB-170	170 C.
THB-180	180 C.

\* Other ratings available

# Overloads

## Type Code Structure for Single Phase Phenolic Motor Protectors

The following is an explanation of the type code which appears on each standard KLIXON Phenolic motor protector. By using this code, it is possible to determine the following: size, type, of base, terminals, heater, disc and contacts type and operating temperature.

**M R P 36 A X - 63**

**TERMINATIONS**

Size	Base	Terminals	Heater	Disc & Contact	Operating Temperature																																																																																																																												
M = 3/4" C = 1" B = 1-1/4" L = 1-1/2"	E = Eared commercial R = Round commercial C* = Round comm. cut down and cover G** = Eared comm. and cover S** = Round commercial and cover <small>* Only 1-1/2" applications ** Except 1-1/4" size which always has a cover. E &amp; R designate this.</small>	F = 2 solder low cap H = 2 solder high cap K = 2 std screw low cap M = 2 std screw high cap P = 2 stub low cap T = 2 stub high cap G = 3 solder low cap J = 3 solder high cap L = 3 std screw high cap O = 3 std screw high cap P = 3 stub low cap T = 3 stub high cap	Selected to satisfy application requirements	<table border="1"> <thead> <tr> <th colspan="2">3/4"</th> <th colspan="2">1"</th> </tr> <tr> <th>High Cap</th> <th>Low Cap</th> <th>High Cap</th> <th>Low Cap</th> </tr> </thead> <tbody> <tr><td>A</td><td>AC</td><td>F</td><td>C</td></tr> <tr><td>B</td><td>AD</td><td>G</td><td>D</td></tr> <tr><td>C</td><td>AE</td><td>J</td><td>E</td></tr> <tr><td>D</td><td>AF</td><td>L</td><td>H</td></tr> <tr><td>E</td><td>AG</td><td>O</td><td>I</td></tr> <tr><td>F</td><td>AH</td><td>AB</td><td>K</td></tr> <tr><td>I</td><td>AK</td><td>AE</td><td>W</td></tr> <tr><td>J</td><td>AL</td><td>AF</td><td>X</td></tr> <tr><td>K</td><td>AM</td><td>AG</td><td>Y</td></tr> <tr><td>L</td><td>AP</td><td>AH</td><td></td></tr> <tr><td>N</td><td></td><td>AI</td><td></td></tr> <tr><td>O</td><td></td><td>AJ</td><td></td></tr> <tr><td>R</td><td></td><td>AK</td><td></td></tr> <tr><td>S</td><td></td><td>AL</td><td></td></tr> <tr><td>T</td><td></td><td>AM</td><td></td></tr> <tr><td>U</td><td></td><td>AN</td><td></td></tr> </tbody> </table>	3/4"		1"		High Cap	Low Cap	High Cap	Low Cap	A	AC	F	C	B	AD	G	D	C	AE	J	E	D	AF	L	H	E	AG	O	I	F	AH	AB	K	I	AK	AE	W	J	AL	AF	X	K	AM	AG	Y	L	AP	AH		N		AI		O		AJ		R		AK		S		AL		T		AM		U		AN		<table border="1"> <thead> <tr> <th colspan="2">Automatic Reset</th> </tr> <tr> <th>Open +/- 5 C.</th> <th>Close +/- 5 C.</th> </tr> </thead> <tbody> <tr><td>J = 90</td><td>57 **</td></tr> <tr><td>K = 105</td><td>61</td></tr> <tr><td>L = 105</td><td>69</td></tr> <tr><td>V = 105</td><td>78</td></tr> <tr><td>Z = 120</td><td>61</td></tr> <tr><td>N = 120</td><td>69</td></tr> <tr><td>X = 120</td><td>78</td></tr> <tr><td>Y = 120</td><td>92</td></tr> <tr><td>W = 135</td><td>61</td></tr> <tr><td>U = 135</td><td>69</td></tr> <tr><td>M = 135</td><td>78</td></tr> <tr><td>R = 135</td><td>92</td></tr> <tr><td>S = 135</td><td>102</td></tr> <tr><td>H** = 150 **</td><td>78 **</td></tr> <tr><td>P** = 150 **</td><td>115 **</td></tr> <tr><td>O** = 150 **</td><td>102 **</td></tr> </tbody> </table> <table border="1"> <thead> <tr> <th colspan="2">Manual Reset</th> </tr> <tr> <th>Open +/- 5 C.</th> <th>Close +/- 5 C.</th> </tr> </thead> <tbody> <tr><td>G = 90</td><td>54 **</td></tr> <tr><td>F = 105</td><td>63 ***</td></tr> <tr><td>A = 105</td><td>74 *</td></tr> <tr><td>B = 120</td><td>74</td></tr> <tr><td>D = 135</td><td>96</td></tr> <tr><td>E ** = 150**</td><td>96 **</td></tr> </tbody> </table>	Automatic Reset		Open +/- 5 C.	Close +/- 5 C.	J = 90	57 **	K = 105	61	L = 105	69	V = 105	78	Z = 120	61	N = 120	69	X = 120	78	Y = 120	92	W = 135	61	U = 135	69	M = 135	78	R = 135	92	S = 135	102	H** = 150 **	78 **	P** = 150 **	115 **	O** = 150 **	102 **	Manual Reset		Open +/- 5 C.	Close +/- 5 C.	G = 90	54 **	F = 105	63 ***	A = 105	74 *	B = 120	74	D = 135	96	E ** = 150**	96 **
3/4"		1"																																																																																																																															
High Cap	Low Cap	High Cap	Low Cap																																																																																																																														
A	AC	F	C																																																																																																																														
B	AD	G	D																																																																																																																														
C	AE	J	E																																																																																																																														
D	AF	L	H																																																																																																																														
E	AG	O	I																																																																																																																														
F	AH	AB	K																																																																																																																														
I	AK	AE	W																																																																																																																														
J	AL	AF	X																																																																																																																														
K	AM	AG	Y																																																																																																																														
L	AP	AH																																																																																																																															
N		AI																																																																																																																															
O		AJ																																																																																																																															
R		AK																																																																																																																															
S		AL																																																																																																																															
T		AM																																																																																																																															
U		AN																																																																																																																															
Automatic Reset																																																																																																																																	
Open +/- 5 C.	Close +/- 5 C.																																																																																																																																
J = 90	57 **																																																																																																																																
K = 105	61																																																																																																																																
L = 105	69																																																																																																																																
V = 105	78																																																																																																																																
Z = 120	61																																																																																																																																
N = 120	69																																																																																																																																
X = 120	78																																																																																																																																
Y = 120	92																																																																																																																																
W = 135	61																																																																																																																																
U = 135	69																																																																																																																																
M = 135	78																																																																																																																																
R = 135	92																																																																																																																																
S = 135	102																																																																																																																																
H** = 150 **	78 **																																																																																																																																
P** = 150 **	115 **																																																																																																																																
O** = 150 **	102 **																																																																																																																																
Manual Reset																																																																																																																																	
Open +/- 5 C.	Close +/- 5 C.																																																																																																																																
G = 90	54 **																																																																																																																																
F = 105	63 ***																																																																																																																																
A = 105	74 *																																																																																																																																
B = 120	74																																																																																																																																
D = 135	96																																																																																																																																
E ** = 150**	96 **																																																																																																																																

## Maximum Recommended Protected Contact Ratings

This chart is used to determine protector size needed when making an application.

Size	Disc Contacts	Terminals	Max. Current V=120	Max. Current V=240
3/4"	HC	LC	32	25
3/4"	HC	HC	50	37
1"	LC	LC	40	30
1"	HC	LC	40	30
1"	LC	HC	40	30
1"	HC	HC	80	60
1-1/4"	STD	STD	135	100
1-1/2"	STD	STD	175	130

**HC = High Capacity LC = Low Capacity STD = Standard**  
For reference only.



# Overloads

Acme #	Operating Temperature	Contacts
TH-075C	75 C.	Normally Closed
TH-090C	90 C.	Normally Closed
TH-100C	100 C.	Normally Closed
TH-110C	110 C.	Normally Closed
TH-120C	120 C.	Normally Closed
TH-130C	130 C.	Normally Closed
TH-135C	135 C.	Normally Closed
TH-140C	140 C.	Normally Closed
TH-145C	145 C.	Normally Closed
TH-150C	150 C.	Normally Closed
TH-155C	155 C.	Normally Closed
TH-180C-S01	180 C.	Normally Closed



Sold Separately

## On-Winding Thermostats

**Installation :** Thermostats are tied in place on the end turns of appropriate winding bundles, one to each phase or buried in the windings during motor rewind. They are connected in series between the starter coil and its power supply. 2.5 Amp rating @ 440VAC

### TH-180C-S01



Thermik S01

# Thermistors

For use with Siemens 3UN motor protectors. These are PTC Resistors which exceed 1330 ohms per sensor at the trip temperature. Their resistance will remain between 20 and 250 ohms per sensor at normal operating temperature.

Acme #	Ref # (Triple Sensor)	Colour Code	Nominal Response Temp.	
			C°	F°
THER-60	P331-M355	White / Grey	60	140
THER-70	P341-M355	White / Brown	70	158
THER-80	P351-M355	White / White	80	176
THER-90	P361-M355	Green / Green	90	194
THER-100	P371-M355	Red / Red	100	212
THER-110	P381-M355	Brown / Brown	110	230
THER-120	P391-M355	Grey / Grey	120	248
THER-130	P401-M355	Blue / Blue	130	266
THER-140	P411-M355	White / Blue	140	284
THER-145	P416-M355	White / Black	145	293
THER-150	P421-M355	Black / Black	150	302
THER-155	P426-M355	Blue / Black	155	311
THER-160	P431-M355	Blue / Red	160	320
THER-165	P441-M355	Blue / Brown	165	330
THER-170		White / Green		
THER-180	P451-M355	White / Red	180	356



Sold In Sets Of 3

# Paint & Lubricants

## Fast Dry Spray Paint



Aervoe's Rust Proofing Paint adheres where other paints fail, with special ability to cling to metals and other hard-to-cover surfaces. Aervoe's Rust Proofing Paint is specially formulated to give outstanding coverage. Fast dry formula has high solids content, made with non-leded pigments.

Acme #	Colour
<b>PT-168</b>	Cat Yellow
<b>PT-317</b>	Tan
<b>PT-301</b>	Red
<b>PT-320</b>	Dark Green
<b>PT-303</b>	Dark Blue
<b>PT-318</b>	Light Blue
<b>PT-307</b>	Gloss White
<b>PT-313</b>	Flat White
<b>PT-306</b>	Gloss Black
<b>PT-312</b>	Flat Black
<b>PT-311</b>	Gold
<b>PT-319</b>	Royal Blue
<b>PT-349</b>	Machine Tool Gray

### PT-135

Red Oxide Primer

### PT-128

Gray Primer

(340 grams aerosol)



Sprays like a lacquer; fights corrosion & dries quickly  
Applications : Underground pipe, storage tanks & old machinery

# Paints & Lubricants

**PT-67340**  
All-4 Moisture  
Displacing Lubricant  
(340 grams aerosol)



Cleans away dirt, grease and grime in one operation. Displaces moisture by penetrating deep to loosen scale & rust. Lubricates moving and sliding parts with no gummy residue. Prevents against rust with a non-silicone, greasless film.

**PT-68034**  
Silicone Lubricant  
General Purpose  
(300 grams aerosol)




Will not form residues  
Lubricates from -100 F to 500 F without freezing or oxidizing  
Applications : precision instruments, gears, tools, wheels & locks

**PT-66030**  
Penetrating Oil  
(320 grams aerosol)



Penetrates & loosens rust, tar, dirt, carbon and corrosion  
Applications : quick release for nuts, bolts, fittings, hinges and valves

**PT-67037**  
Lithium Grease  
(310 grams aerosol)



Penetrates deep to form a protective film withstanding all loads & speeds  
Effective indoors & outdoors from -70F to 360F  
Applications : gears, ball & roller bearings, speed reducers, cams, pumps, bolts & studs

**PT-66075**  
Dry Film Lubricant  
(300 grams aerosol)



Clean, slippery, dry and invisible when applied  
Lubricates within grease  
Resistant to dirt & dust  
Works up to 500 F  
Use where silicone, oil or wet lubricants can not be tolerated  
Ideal for parts which are impractical to relubricate after assembly

**PT-68276**  
Off-Line Contact Cleaner  
(340 grams aerosol)



Fast-evaporating, low odour cleaner for off-line equipment. Does not leave a film or residue. For relays, terminals, Switches, etc.

**PT-65040**  
Buttercutt Cutting Compound  
(310 grams aerosol)



Excellent for precision production needs  
High temperature, high pressure film strength  
No solvents or harmful vapours!  
Applications : drilling, planing, milling, sawing, tapping, etc.

**PT-6013**  
Corrosion Suppressant  
(298 grams aerosol)



Non-sticky film. Provides excellent rust protection for metal parts that must be stored, indoors or out, for long periods of time. Excellent for outdoor metal shipments and outdoor storage.

# Pump Parts

**750200**



Pressure Switch  
1/4" Female Fitting  
factory set at 30-50 PSI

**750201**



pressure switch  
1/4" barb fitting  
factory set at 30-50 PSI

**750202**



pressure switch  
1/4" male fitting  
factory set at 30-50 PSI

**750203**



pressure switch  
low pressure cut-off  
1/4" female fitting  
factory set at 30-50 PSI

**PHS-3** 3 Wire  
**PHS-4** 4 Wire



shrink tube kit

**750218**



1/8" snifter valve

**750219**



1/4" snifter valve

## Pressure Gauges



for water applications

Acme #	Mount	PSI Range	Diameter	Liquid Filled
<b>750204</b>	1/8" Back	0-100	2	no
<b>750205</b>	1/4" Bottom	0-100	2	no
<b>750206</b>	1/4" Back	0-100	2	no
<b>PG-160BL</b>	1/4" Bottom	0-160	2	yes
<b>PG-200BL</b>	1/4" Bottom	0-200	2	yes
<b>PG-300BL</b>	1/4" Bottom	0-300	2-1/2	yes
<b>PG40-100LIQ</b>	1/4" Bottom	0-100	4	yes
<b>PG40-200LIQ</b>	1/4" Bottom	0-200	4	yes
<b>PG40-300LIQ</b>	1/4" Bottom	0-300	4	yes

# Pump Parts

## Monarch Pump Parts ( Other Parts Available )

**191690**



gasket 6-1/8" I.D.

**193920**



gasket 4-1/16" I.D.

**20-05**



193914 gasket 5.39" I.D.

**193940**



## Mechanical Float Switches

1/2HP, 13amp rating, non-mercury safe for potable water  
other models available



Acme #	Pump Up / Down	Voltage	Cord Length
<b>MFS-12010D</b>	down	120	10'
<b>MFS-12010U</b>	up	120	10'
<b>**MFS-12010UD</b>	up / down	120	10'
<b>MFS-12020D</b>	down	120	20'
<b>MFS-12020U</b>	up	120	20'
<b>MFS-12030D</b>	down	120	30'
<b>MFS-12050D</b>	down	120	50'
<b>MFS-24020D</b>	down	240	20'
<b>MFS-24020U</b>	up	240	20'

**Pump Down** used to turn pump on to empty tank in sewage and sump tank, contacts normally open

**Pump Up** used to turn a pump off once the cistern or tank is full, contacts normally closed

**Pump Up & Down** 3 wire, contacts normally closed & open

**\*\* MFS-12010UD** hard wired, not equipped with a plug



# Pump Parts - GSW / Flotec

**FPP1560-P2** 1/2 hp  
**FPP1561-P2** 3/4 hp



repair kit for square flange pumps  
 includes : impeller, diffuser, seal, gasket & diffuser rings

**FPP1520** 1/2hp  
**FPP1521** 3/4 hp



repair kit for Flotec pumps  
 includes impeller, diffuser, O-ring, seal, slinger, etc.

**750207**



control valve  
 vertical mounting

**56599**



diffuser ring  
 1-13/16" x 2-3/16"  
 for 750209 & 750210 kits

**FP0020**



sump pump switch, new style

**750261**



cast iron seal plate kit  
 flange size : 5-1/4" x 5-3/4"  
 includes gasket 56600 (13-10)

**P198-216**



float guide / stop

**750229**



3" cistern / hand pump leather

**750224**



sump pump switch

# Pump Packing

## Pump Packing



sold in 1 lb. boxes  
other types & sizes available

Acme #	Material	Size	Approx. # of Feet Per lb. of Packing
<b>3000G-1/8</b>	graphite	1/8	125
<b>3000T-1/8</b>	teflon	1/8	88
<b>3000G-3/16</b>	graphite	3/16	46
<b>3000T-3/16</b>	teflon	3/16	41
<b>3000G-1/4</b>	graphite	1/4	31
<b>3000T-1/4</b>	teflon	1/4	28
<b>3000G-5/16</b>	graphite	5/16	20
<b>3000T-5/16</b>	teflon	5/16	16.4
<b>3000G-3/8</b>	graphite	3/8	12
<b>3000T-3/8</b>	teflon	3/8	11.3
<b>3000G-7/16</b>	graphite	7/16	10
<b>3000T-7/16</b>	teflon	7/16	8.8
<b>3000G-1/2</b>	graphite	1/2	8
<b>3000T-1/2</b>	teflon	1/2	6.5

# Pump Parts - Myers

**MD-70** 1/3 hp 12370B  
**MD-71** 1/2 hp 12371B  
**MD-79** 3/4 hp 14379B001  
**MD-000** 3/4 hp 14379B000  
**MD-80** 1 hp 14380B



diffuser

**MN-66** 5/16" I.D. 12366A  
**MN-67** 13/32" I.D. 12367A



nozzle

**MG-157**  
 approx. 6" Diameter 5014A157  
**MG-158**  
 approx. 6-3/4" Diameter 5014A158



square rubber ring

**MP-9501**



priming plate 6-1/8" OD

**MV-485**



venturi 25882A485  
 I.D. .470", tapers to .620"

**MV-46** 13/32" I.D. 25886A406  
**MV-50** 1/2" I.D. 25886A500



venturi

**MG-013** 6 X 7-5/8" 5863A013



gasket

**MG-312** 5 x 6" 5059A312  
**MG-446** 5-5/8 x 6-3/8" 5059A446



gasket

**MG-125**  
 1.300 x 1.570 x .437" 5014A125  
**MG-124**  
 1.650 x 1.920 x .437" 5014A124



square rubber ring

## Repair Kits for HJ & QD



repair kit shown above is 25208A015

Acme #	Ref #	HP
MK-80	25208A000	1/3
MK-81	25208A001	1/2
MK-82	25208A002	3/4
MK-83	25208A003	1
MK-85	25208A015	3/4 & 1hp QD Pump

parts kit includes shaft seal, impeller, diffuser, gasket, o-ring, venturi and nozzle necessary to overhaul either shallow well or deep well jet pumps  
**\*(no nozzle or venturi in MK-80 1/3hp kit)**

**MG-23** 5-5/8" ID



gasket

**MR-21990**

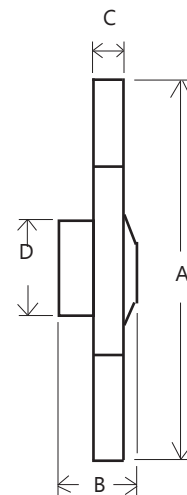


relay ref. # 21990A000K



non-ferrous impeller

Acme #	Diameter " A "	Width " B "	Vane Thickness " C "	Eye O.D. " D "
<b>MI-21</b>	4.200	1.375	.360	1.250
<b>MI-22</b>	4.625	1.375	.360	1.250
<b>MI-95</b>	4.875	1.375	.360	1.580
<b>MI-96</b>	5.030	1.375	.360	1.580



# Pump Parts - Gaskets

## GSW / Beatty



**13-10**  
(56600) 5-1/4" I.D.



**57695**  
5-7/16" I.D.



**13-01**  
(1368) 4-9/16" I.D.



**13-09**  
(56322)



**13-11**  
(1355)



**13-12**  
4-5/8" I.D.

## Jacuzzi



**18-01**  
(13-0061-01) 4-7/8" I.D.



**18-02**  
(13-0197-08) 6-1/8" I.D.



**18-04**  
(13-0857-09) 6-7/16" I.D.

## Red Jacket



**32-01**  
6-15/16" I.D.


## Duro



**16-06**  
(300207) 5-1/2" I.D.



**16-16**  
(302016) 5-5/8" I.D.



**16-01**  
(300029)



**16-07**  
(300336)

## Monarch



**20-05**  
(193914) 5.39" I.D.

## Berkeley



**20-78**  
(S-13136)  
1-7/16 x 1-13/16 x 7/32"



**14-01**  
(S-1648)



**14-02**  
(S-7445) 6" I.D.



**L20-43**  
6-11/16 x 8-3/4"  
for LT2 2-stage pump



**20-01**  
(191730)



**20-02**  
(192330) 5-5/8" I.D.



**20-06**  
(192785) 6" I.D.

# Gaskets - Circulating Pump

## Gaskets & Slings

Part #	Type	I.D.	O.D.	Thickness	Comment
WS-9	slinger	3/4	1-1/2	1/16	rubber
WS-21	slinger	1-1/4	2	1/8	rubber
WS-1625	slinger	1-5/8	3	1/8	rubber ref P53720
104442-000	body	2-13/16	3-1/8	1/32	for #2 pumps
106049-000	body	3-3/8	3-7/8	1/32	for #3 pumps
106050-000	body	4-5/16	4-13/16	1/32	for #4 pumps
106158-000	body	5-1/4	5-5/8	1/32	for #5 pumps
P58542	body	6-5/8	7-1/8	1/32	B & G
106592-000	body	7-1/16	7-15/16	1/32	for #6 pumps
406604-000	body	9-9/16	11-9/16	1/32	12 holes
426467-001	gland	1-13/16	2-1/2	1/32	BAU - blue
426401-001	body	5	5-11/16	1/16	BAU-blue
426401-002	body	6-1/4	7	1/16	BAU - blue
426401-003	body	8-1/4	9	1/16	BAU - blue
426401-004	body	10-3/16	10-15/16	1/16	BAU - blue
426401-005	body	13-1/4	14	1/16	BAU - blue
426401-006	body	11-9/16	12-5/16	1/16	BAU - blue
P80765	body	11-3/8	12-1/8	1/16	BAU - blue
P80767	body	13-3/4	14-1/2	1/16	BAU - blue
426401-008	body	15-5/8	16-3/8	1/16	BAU - blue



## Pipe Flange Gaskets

Part #	I.D.	O.D.	Thickness	# of Holes	Pipe Size	Material
116653-000	1-3/8	2-3/16	1/4	0		rubber
105176-001	1-5/8	2-3/16	1/4	0		rubber
105176-000	1-13/16	2-3/16	1/4	0		rubber
105209-002	2	2-3/4	1/4	0		rubber
104034-000	2-1/8	2-1/2	1/4	0		rubber
105209-000	2-5/16	3	1/16	0		rubber
116117-000	2-1/2	3	1/4	0		rubber
105201-000	3-7/16	3-7/8	1/4	0		rubber
GSK-220	2-3/8	6	1/16	4	2	BAU - blue
GSK-225	2-3/8	4-1/8	1/16	0	2	BAU - blue
GSK-230	3-1/2	7-1/2	1/16	4	3	BAU - blue
GSK-235	3-1/2	5-3/8	1/16	0	3	BAU - blue
GSK-240	4-1/2	9	1/16	8	4	BAU - blue
GSK-245	4-1/2	6-7/8	1/16	0	4	BAU - blue
GSK-250	5-9/16	10	1/16	8	5	BAU - blue
GSK-255	5-9/16	7-3/4	1/16	0	5	BAU - blue
GSK-260	6-5/8	11	1/16	8	6	BAU - blue
GSK-265	6-5/8	8-3/4	1/16	0	6	BAU - blue

\*\*GSK = 150lb rating, other ratings and sizes readily available



## Hylomar - Universal Jointing Compound



**HYLOMAR-80** - 80ml tube, other sizes available

- easy to use, unlimited assembly time
- non-setting, easy to disassemble components sealed with Hylomar
- temp range -50C. to +250C.
- resistance to fuels, oils, coolants and gases
- use on metal to metal joint surfaces to replace conventional pre-formed gaskets
- use as a gasket dressing to improve the sealing performance of the gasket and to assist gasket alignment during assembly
- use as a non-curing thread sealant, resists vibration



# Pump Parts - Piston

## Repair Kits



Acme #	Mfg.	Pump Model #
<b>50-01</b>	Beatty	300 1-1/4"
<b>50-02</b>	Beatty	300 1-1/2"
<b>50-03</b>	Beatty	301
<b>50-07</b>	Duro	E-250
<b>50-10</b>	Duro	E-360
<b>50-11</b>	Duro	E-500
<b>50-12</b>	Duro	E-720
<b>50-13</b>	Duro	K-255 & B-251
<b>50-14</b>	Duro	K-365
<b>50-20</b>	McDougal	1406
<b>50-21</b>	McDougal	1407
<b>50-50</b>	Southern	S-250
<b>40-61</b>	PompcO	S-450

## Leathers



Acme #	I.D.	O.D.	Make	Pump Model #
<b>LEATH2</b>	1/2	1-1/4	McDougal	1406
<b>LEATH3</b>	1/2	1-1/2	McDougal	1407
<b>LEATH5</b>	5/8	1-1/4	Beatty	300 1-1.4"
<b>LEATH6</b>	9/16	1-1/2	Beatty	300 1-1/2"
<b>LEATH5</b>	5/8	1-1/4	Beatty	301
<b>LEATH1</b>	5/8	1-3/8	Duro	E-250
<b>LEATH4</b>	5/8	1-5/8	Duro	E-360
<b>LEATH1</b>	5/8	1-3/8	Duro	E-500
<b>LEATH4</b>	5/8	1-5/8	Duro	E-720
<b>LEATH1</b>	5/8	1-3/8	Duro	K-255 / B-251
<b>LEATH4</b>	5/8	1-5/8	Duro	K-365

## Graphite Packing



Acme #	I.D.	O.D.
<b>P-300022</b>	5/16"	9/16"
<b>4456</b>	5/16"	3/4"

# Pump Parts - Flygt / Barnes

**FI-3102**



F-style 410 stainless steel impeller  
ref : 4353102, 7.5hp (492) chopper design  
30mm bore x 168mm width x 205mm length

**FI-3101**



F-style 410 stainless steel impeller  
ref : 4353101, 10hp (492) chopper design  
30mm bore x 181mm width x 205mm length

**FH-1100**



ref # 4771100  
Flygt 5 - 10hp stainless steel handle  
for models 3127

**FH-4200**



ref # 3964200  
Flygt 16 - 20hp stainless steel handle  
for models 3152

**BH-6754**



ref # 36754  
Barnes 2 - 5hp stainless steel handle  
for models 3SE, 4SE, 6-3/8" c.-c.

**BH-6863**



ref # 36863  
Barnes 7.5 - 10hp stainless steel handle  
for models 4SE, 9-1/4" c.-c.

# Pump Parts - Cornell

**CL-0424**



ref # COA20424-6-CI  
Cornell 4414 shaft sleeve  
2.122" ID x 2.500" OD x 2.000" long stainless steel

**CL-1470**



ref # COA21470-15-SI  
Cornell 4NHTB shaft sleeve  
2.620" ID x 3.000" OD x 3.750" long stainless steel

**CL-2448**



ref # COA22448-15-SI  
Cornell 6NHTB shaft sleeve  
2.620" ID x 3.000" OD x 4.220" long stainless steel

**CW-2441**



ref # COA22441-6-SG  
Cornell 6NHTB impeller wear ring  
8.475" ID x 8.975" OD x 1.195" long stainless steel

**CW-2440**



ref # COA22440-6-SG  
Cornell 6NHTB housing wear ring  
9.020" ID x 9.500" OD x 1.675" long stainless steel

# Pump Seals

## Seal Head Types



**Type 16**



**Type G**

Equal to John Crane 2100 & 2106



**Type A  
Ceramic Cup**



**Type B  
Ni-Resist ( Metal ) Cup**



**Type C  
Ceramic O-Ring**



**Type I  
Ni-Resist O-Ring**



**Type K , ceramic comes with 2  
interchangeable L cup seats**



**Type H  
Silicon Carbide Cup**

Acme #	Shaft Size	Seat O.D.	Seat Thick.	Seat Type	Rotating Head Type	Rotating Head Material	Elastomer	Notes
A-5007	.437	1.187	.285	H	G	carbon	viton	seal used in kit 880202-677
A-162	.500	1.000	.312	A	16	phenolic	buna	
A-702	.625	1.187	.281	A	16	phenolic	buna	
A-701	.625	1.187	.281	B	16	phenolic	buna	
A-680	.625	1.187	.281	A	16	carbon	buna	Goulds 10K10
A-1000	.625	1.187	.343	A	16	phenolic	buna	Pac 100
A-100BCJ	.625	1.187	.343	A	G	carbon	buna	U.S. Seal PS-4267
A-100VUS	.625	1.187	.343	A	G	carbon	viton	U.S. Seal PS-3866
PS-100VXX	.625	1.187	.343	H	G	silicon carbide	viton	U.S. Seal PS-1900
A-2000	.625	1.250	.406	A	16	phenolic	buna	Pac 200
A-200BCJ	.625	1.250	.406	A	G	carbon	buna	U.S. Seal PS-3960
A-200VUS	.625	1.250	.406	A	G	carbon	viton	U.S. Seal PS-3867
A-200E	.625	1.250	.406	A	16	carbon	epr	Pac 200E
PS-200VXX	.625	1.250	.406	H	G	silicon carbide	viton	U.S. Seal PS-1901
A-2000N	.625	1.250	.406	B	16	carbon	buna	
A-60678	.625	1.250	.406	C	16	phenolic	buna	
A-97929BCJ	.625	1.250	.125	A	16	carbon	buna	Grundfos 465126, U.S. Seal
A-2001	.625	1.250	.343	A	16	carbon	buna	
A-5010	.625	1.250	.406	A	16	phenolic	buna	extended rubber bellow
A-4705	.625	1.320	.343	A	16	phenolic	buna	Beatty
A-1121SP	.625	1.381	.406	A	G	carbon	buna	Hayward SPX4000SA2, U.S Seal
A-606150	.625	1.403	.280	A	16	carbon	buna	Champion Dishwasher
A-2131	.625	1.531	.625	K	16	phenolic	buna	Hayward SP1500KA
A-2010	.750	1.375	.406	A	16	phenolic	buna	Pac 201
A-201BCJ	.750	1.375	.406	A	G	carbon	buna	U.S. Seal PS-4265
A-201VUS	.750	1.375	.406	A	G	carbon	viton	U.S. Seal PS-3868
A-201E	.750	1.375	.406	A	16	carbon	epr	Pac 201E
PS-201VXX	.750	1.375	.406	H	G	silicon carbide	viton	U.S. Seal PS-1902
A-1010	.750	1.437	.406	A	16	phenolic	buna	
PS-4274	.750	1.680	.630	K	16	phenolic	buna	Vico, Superflo, Ultraflo, Ultima, 2nd seat OD 1.75"
A-60804	.875	1.500	.406	A	16	carbon	buna	
A-360	1.000	1.625	.437	A	16	phenolic	buna	
A-360VXX	1.000	1.625	.437	H	G	silicon carbide	viton	U.S. Seal PS-1909
A-778	1.000	1.625	.437	B	16	carbon	buna	
A-6467	1.000	2.000	.406	C	16	phenolic	buna	
A-3883	1.250	1.875	.437	A	G	carbon	buna	U.S. Seal for B & G, Sta-rite, Berkeley
PS-7972	1.250	1.875	.437	H	G	silicon carbide	buna	U.S. Seal, ref. MSX 81955064
A-6261E	1.250	1.875	.437	A	G	F55 carbon	epr	U.S. Seal, B&G / Xylem # P75221
PS-6265VXX	1.250	1.875	.437	H	G	silicon carbide	viton	U9-451SS
PS-7971	1.375	2.000	.437	A	G	carbon	buna	U.S. Seal, ref. MSX 81955072
A-3992	1.500	2.125	.437	A	G	carbon	viton	U.S. Seal, MP pump #31374
A-6262E	1.625	2.375	.500	A	G	F55 carbon	epr	U.S. Seal, B&G / Xylem # P75222
PS-4357	2.000	2.750	.500	note	G	carbon	epr	U.S. Seal / B&G P5001889, floating O-ring seat
A-75396	2.125	3.000	.562	C	G	carbon	epr	P75396
VG-3804	2.500	3.375	.562	H	G	carbon	epr	U.S. Seal, B&G / Xylem P5001891
A-3802	3.000	3.875	.625	H	G	carbon	epr	U.S. Seal, B&G / Xylem P5001893

# Pump Seals - Type 68



Type A  
Ceramic Cup



Type D  
Ceramic Shaft  
Mounted



Type E  
Ni-Resist Shaft  
Mounted



Type F  
Ceramic Shaft Mount-  
ed



Type H  
Silicon Carbide Cup



Honda 20mm showing  
rubber cup 45mm OD

Acme #	Shaft Size	Seal O.D.	Seat O.D.	Seat Thick.	Seat Type	Seal Head Material	Elastomers	Notes
PS-671	.375	1.125	.875	.165	A	phenolic	buna	U.S. Seal, Waterway
A-1630	.500	1.125	1.000	.312	A	phenolic	buna	
PS-0028	.500	1.125	shaft mtd.	.213	F	phenolic	buna	Otterbine
A-447	.625	1.437	shaft mtd.	.213	F	carbon	buna	
A-451	.625	1.437	shaft mtd.	.320	E	phenolic	buna	
A-4110	.625	1.437	shaft mtd.	.486	D	phenolic	buna	
A-80611	.625	1.437	1.078	.210	A	phenolic	buna	
A-600SS	.625	1.437	1.187	.343	A	phenolic	buna	
A-1000SS	.625	1.437	1.250	.406	A	phenolic	buna	
A-1000SSBCJ	.625	1.437	1.250	.406	A	carbon	buna	U.S. Seal PS-961
A-1000SSV	.625	1.437	1.250	.406	A	carbon	viton	Pac Seal 1000SSV
A-1000SSVUS	.625	1.437	1.250	.406	A	carbon	viton	U.S. Seal PS-3865, Viton
PS-1000SSVXX	.625	1.437	1.250	.406	H	silicon carbide	viton	U.S. Seal PS-1905
A-1000-138	.625	1.437	1.375	.406	A	phenolic	buna	Marlow
A-601	.750	1.575	1.375	.406	A	carbon	buna	
A-601V	.750	1.575	1.375	.406	A	carbon	viton	
A-441SS	.750	1.575	shaft mtd.	.312	E	phenolic	buna	Marlow
A-H20MM	20mm	40mm / 45mm	1.375	.205	A	carbon	buna	Honda WT20X, WT30X gas pump
A-H20MMVXX	20mm	40mm / 45mm	1.375	.205	H	silicon carbide	viton	Honda WT20X, WT30X gas pump
A-2965	30mm	52mm	48mm	8mm	A	carbon	buna	Honda WT40X trash pump
A-8501VXX	30mm	52mm	48mm	8mm	H	silicon carbide	viton	Honda WT40X trash pump

## Elastomers

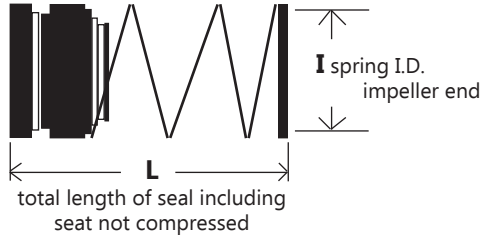
**Buna**...good resistance to weak and strong acids as well as alkalis. Offers superior resistance to aliphatic hydrocarbons, petroleum, mineral and vegetable oils. Excellent water swell resistance, and its mechanical properties actually improve at higher temperatures. Not recommended for use with high polar solvents such as acetone, MEK and chlorinated hydrocarbons. Tear resistance is not the best.

**EPT / EPDM**...synthetic elastomer which affords excellent low and high temperature characteristics. Resists attack by a wide range of acids and strong alkalis, detergents, phosphates, ketones, alcohols and glycols. Does not tend to absorb fluid or swell. Not recommended for use with aromatic hydrocarbons. **Caution : don't install EPT with any type of petroleum product**

**Viton**...synthetic elastomer with the best proven fluid resistant characteristics of any commercial rubber. Excellent resistance to oils, fuels, lubricants and most mineral acids. Resists many aliphatic and aromatic hydrocarbons that act as solvents in other rubbers. Not recommended for low molecular weight esters, ketones, certain amines, hot and hydrous hydrofluoric acid, chlorosulfonic acids and caustics.



# Pump Seals - Type 21



**Type A**  
Ceramic Cup



**Type B**  
Ni-Resist (Metal) Cup



**Type C**  
Ceramic O-Ring



**Type J**  
Ni-Resist O-Ring

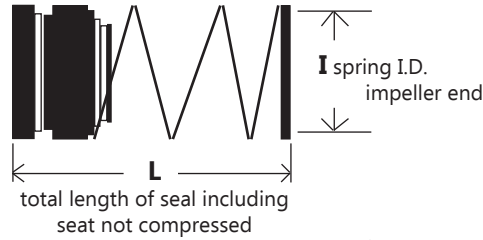


**Type H**  
Silicon Carbide Cup

Acme #	Shaft Size	Seat O.D.	Seat Thick.	Seat Type	"L"	"I"	Seal Head Material	Elastomer	Notes
A-10304	.375	.875	.284	A	1.375	.700	carbon	buna	
A-10312	.375	1.000	.250	A	1.460	.685	carbon	buna	
A-103910X	.394	.969	.343	A	1.875	.700	carbon	buna	10mm
A-103901	.394	1.000	.311	A	1.500	.700	carbon	buna	10mm
A-174	.437	1.175	.265	A	1.750	.700	carbon	buna	
A-10409	.437	1.181	.254	A	1.375	.700	carbon	buna	FDA approved
A-104704	.472	1.000	.311	A	1.810	.700	carbon	buna	12mm
A-104710	.472	1.094	.343	A	1.875	.700	carbon	buna	12mm
A-4022	.500	.938	.237	A	1.375	.735	carbon	buna	U.S. Seal PS-3844, Armstrong 816706-021 / B&G
A-4022V	.500	.938	.237	A	1.375	.735	carbon	viton	U.S. Seal PS-3843, Armstrong 816706-023/ B&G
A-392EXX	.500	.938	.237	H	1.375	.735	silicon carbide	ept	U.S. Seal, Armstrong / B&G, hard faces
A-168	.500	1.000	.312	A	1.750	.700	carbon	buna	
A-168V	.500	1.000	.312	A	1.750	.700	carbon	viton	
A-105510	.551	1.219	.406	A	1.875	.970	carbon	buna	14mm
A-105504	.551	1.250	.406	A	1.875	.970	carbon	buna	14mm
*A-129	.590	1.250	.406	A	2.000	1.175	carbon	buna	15mm
*A-129V	.590	1.250	.406	A	2.000	1.175	carbon	viton	
*A-105907	.590	1.250	.406	B	2.000	1.175	carbon	buna	15mm
A-800	.625	1.148	.312	A	2.500	.970	carbon	buna	
A-70040S	.625	1.187	.280	A	1.830	.870	carbon	buna	U.S. Seal, Tuthill seal head O.D. 1.055"
A-4031VCX	.625	1.187	.296	H	1.750	.870	carbon	viton	U.S. Seal, Goulds 10K55, no spring retainer
A-4226VXX	.625	1.187	.296	H	1.750	.870	silicon carbide	viton	U.S. Seal, Goulds 10K62, no spring retainer
A-118	.625	1.187	.343	A	1.875	.970	carbon	buna	
A-118V	.625	1.187	.343	A	1.875	.970	carbon	viton	
A-118VXX	.625	1.187	.343	H	1.875	.970	silicon carbide	viton	hard faces
A-263	.625	1.187	.343	B	1.875	.970	carbon	buna	
A-474	.625	1.250	.375	B	1.875	.970	carbon	buna	
A-474V	.625	1.250	.375	B	1.875	.970	carbon	viton	
A-359	.625	1.250	.406	A	1.875	.970	carbon	buna	most common 5/8" type 21
PS-290	.625	1.250	.406	A	1.700	.875	carbon	buna	special spring holder, seal head OD 1.050"
A-359JC	.625	1.250	.406	A	2.050	.875	carbon	buna	John Crane, seal head O.D. 1.055"
A-359E	.625	1.250	.406	A	1.875	.970	carbon	ept	
A-359V	.625	1.250	.406	A	1.875	.970	carbon	viton	
A-359VCX	.625	1.250	.406	H	1.875	.970	carbon	viton	
A-359EP66X	.625	1.250	.406	H	2.130	.850	P66 carbon	ept	U.S. Seal, <b>abrasion resistant carbon</b> - TACO
A-359VXX	.625	1.250	.406	H	1.875	.970	silicon carbide	viton	hard faces
A-274	.625	1.250	.406	A	2.500	.943	carbon	buna	long spring
A-10693	.625	1.250	.406	J	1.875	.970	carbon	buna	
*A-508V	.625	1.250	.406	A	2.050	1.150	carbon	viton	Hobart dishwasher
PS-3981	.625	1.437	.312	J	1.970	.875	P66 carbon	buna	Sterling

\* tapered spring, no spring retainer

# Pump Seals - Type 21



**Type A**  
Ceramic Cup



**Type B**  
Ni-Resist (Metal) Cup



**Type C**  
Ceramic O-Ring



**Type J**  
Ni-Resist O-Ring

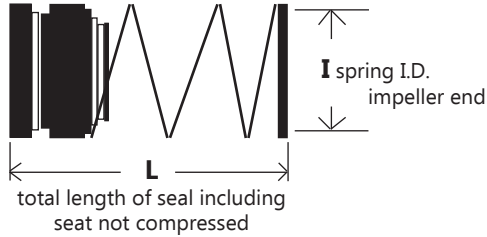


**Type H**  
Silicon Carbide Cup

Acme #	Shaft Size	Seat O.D.	Seat Thick.	Seat Type	"L"	"I"	Seal Head Material	Elastomer	Notes
A-107110	.709	1.344	.406	A	2.375	1.070	carbon	buna	18mm
A-18MMSP	.709	1.375	.275	A	2.125	1.070	carbon	buna	18mm , for Honda WP-20X
A-107104	.709	1.375	.406	A	2.375	1.070	carbon	buna	18mm
A-107153	.750	1.250	.320	A	1.750	1.046	carbon	buna	dental pump
A-437	.750	1.275	.290	A	2.250	1.078	carbon	buna	Bell & Gossett
A-437V	.750	1.275	.290	A	2.250	1.078	carbon	viton	
A-877	.750	1.375	.406	A	1.625	1.050	carbon	buna	short working length
A-107118	.750	1.375	.406	B	1.625	1.050	carbon	buna	short working length
A-358	.750	1.375	.406	A	2.250	1.078	carbon	buna	most common 3/4" type 21
A-358JC	.750	1.375	.406	A	2.460	1.005	carbon	buna	John Crane, seal head O.D. 1.175"
A-358V	.750	1.375	.406	A	2.250	1.078	carbon	viton	
A-358VCX	.750	1.375	.406	H	2.250	1.078	carbon	viton	
A-358E	.750	1.375	.406	A	2.250	1.078	carbon	epr	
A-358VXX	.750	1.375	.406	H	2.250	1.078	silicon carbide	viton	
A-358EXX	.750	1.375	.406	H	2.250	1.078	silicon carbide	epr	
A-10767	.750	1.375	.406	B	2.250	1.078	carbon	buna	
*A-128	.750	1.375	.406	A	1.750	1.250	carbon	buna	tapered spring
A-275	.750	1.375	.406	A	2.500	1.062	carbon	buna	long spring
A-7277	.750	1.437	.406	A	2.250	1.078	carbon	buna	Myers 21181A17
A-683	.750	1.500	.235	A	2.200	1.085	carbon	buna	
A-107810	.787	1.406	.406	A	2.375	1.160	carbon	buna	20mm
A-107808	.787	1.500	.406	A	2.500	1.160	carbon	buna	20mm
*A-135	.787	1.500	.406	A	2.750	1.359	carbon	buna	20mm, tapered spring
*A-614	.787	1.500	.406	B	2.750	1.359	carbon	buna	20mm, tapered spring
A-108604	.866	1.500	.406	A	2.625	1.160	carbon	buna	22mm
A-10854	.875	1.437	.265	J	2.375	1.150	carbon	buna	condensate pump
A-10854V	.875	1.437	.265	J	2.375	1.150	carbon	viton	condensate pump
A-2224E	.875	1.437	.265	J	1.750	1.150	P66 carbon	epr	U.S. Seal, condensate pump
A-790V	.875	1.437	.265	B	1.930	1.200	carbon	viton	condensate pump
PS-3749	.875	1.500	.220	A	1.625	1.150	carbon	buna	U.S. Seal for F.E. Myers 21576A11
A-309	.875	1.500	.406	A	2.500	1.156	carbon	buna	most common 7/8" type 21
A-309JC	.875	1.500	.406	A	3.430	1.120	carbon	buna	John Crane, seal head 1.300"
A-309V	.875	1.500	.406	A	2.500	1.156	carbon	viton	
A-309VXX	.875	1.500	.406	H	2.500	1.156	silicon carbide	viton	
*A-10873	.875	1.500	.406	A	2.750	1.355	carbon	buna	tapered spring
A-303	.875	1.500	.406	B	2.500	1.156	carbon	buna	
A-303V	.875	1.500	.406	B	2.500	1.156	carbon	viton	
A-294	.875	1.562	.406	B	2.500	1.156	carbon	buna	

\* tapered spring, no spring retainer

# Pump Seals - Type 21



**Type A**  
Ceramic Cup



**Type B**  
Ni-Resist (Metal) Cup



**Type C**  
Ceramic O-Ring



**Type J**  
Ni-Resist O-Ring

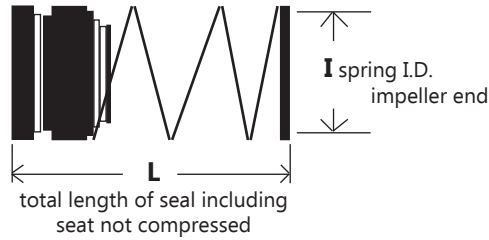


**Type H**  
Silicon Carbide Cup

Acme #	Shaft Size	Seat O.D.	Seat Thick.	Seat Type	"L"	"T"	Seal Head Material	Elastomer	Notes
A-560	.937	1.562	.406	B	2.750	1.184	carbon	buna	type 51 head (like John Crane type 1)
A-560BCJ	.937	1.562	.406	A	2.750	1.184	carbon	buna	type 51 head (like John Crane type 1)
A-109410	.945	1.594	.406	A	2.375	1.300	carbon	buna	24mm
A-109804	.984	1.625	.437	A	2.125	1.300	carbon	buna	25mm
A-109811	.984	1.625	.437	C	2.125	1.300	carbon	buna	25mm
A-109810	.984	1.594	.406	A	2.250	1.300	carbon	buna	25mm
A-109806	.984	1.720	.335	A	2.250	1.300	carbon	buna	25mm
A-109805V	.984	1.732	.335	A	2.187	1.300	carbon	viton	25mm
A-65187	1.000	1.437	.437	C	1.625	1.325	carbon	buna	Crane-Deming
A-235	1.000	1.625	.437	A	2.250	1.295	carbon	buna	most common 1" type 21
A-235JC	1.000	1.625	.437	A	2.050	1.325	carbon	buna	John Crane
A-235V	1.000	1.625	.437	A	2.250	1.295	carbon	viton	
A-235VXX	1.000	1.625	.437	H	2.250	1.295	silicon carbide	viton	hard faces
A-357	1.000	1.625	.437	B	2.250	1.295	carbon	buna	
A-357V	1.000	1.625	.437	B	2.250	1.295	carbon	viton	
A-548	1.000	1.625	.437	C	2.250	1.295	carbon	buna	
A-499	1.000	1.625	.437	J	2.250	1.295	carbon	buna	
A-499V	1.000	1.625	.437	J	2.250	1.295	carbon	viton	
A-11014	1.000	1.625	.437	A	2.875	1.325	carbon	buna	long spring
A-11014V	1.000	1.625	.437	A	2.875	1.325	carbon	viton	long spring
*A-248	1.000	1.625	.437	B	2.000	1.480	carbon	buna	tapered spring
A-227	1.000	1.750	.437	B	2.250	1.295	carbon	buna	
A-127	1.062	1.750	.437	B	2.500	1.290	carbon	buna	
A-111004	1.103	1.750	.437	A	2.500	1.430	carbon	buna	28mm
A-111010	1.103	1.876	.469	A	2.625	1.430	carbon	buna	28mm
A-356	1.125	1.750	.437	A	2.750	1.430	carbon	buna	most common 1-1/8" type 21
A-356JC	1.125	1.750	.437	A	2.220	1.465	carbon	buna	John Crane
A-356V	1.125	1.750	.437	A	2.750	1.430	carbon	viton	
A-356E	1.125	1.750	.437	A	2.750	1.430	carbon	epr	
A-356VCX	1.125	1.750	.437	H	2.750	1.430	carbon	viton	
A-356EP66X	1.125	1.750	.437	H	2.220	1.450	P66 carbon	epr	U.S. Seal, <b>abrasion resistant carbon</b> - TACO
A-356VXX	1.125	1.750	.437	H	2.750	1.430	silicon carbide	viton	hard faces
A-204-21	1.125	1.750	.437	A	3.375	1.430	carbon	buna	long spring
A-355	1.125	1.750	.437	B	2.750	1.430	carbon	buna	
A-355V	1.125	1.750	.437	B	2.750	1.430	carbon	viton	
A-529	1.125	1.750	.437	J	2.750	1.430	carbon	buna	
A-11106	1.125	1.937	.468	A	3.500	1.430	carbon	buna	

\* tapered spring, no spring retainer

# Pump Seals - Type 21



**Type A**  
Ceramic Cup



**Type B**  
Ni-Resist (Metal) Cup



**Type C**  
Ceramic O-Ring



**Type J**  
Ni-Resist O-Ring

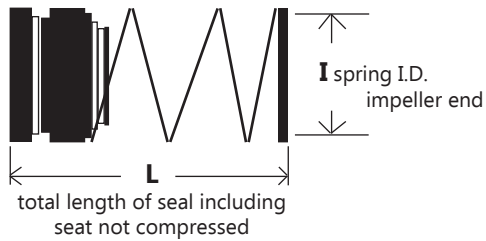


**Type H**  
Silicon Carbide Cup

Acme #	Shaft Size	Seat O.D.	Seat Thick.	Seat Type	"L"	"I"	Seal Head Material	Elastomer	Notes
A-136	1.181	1.875	.437	A	3.000	1.787	carbon	buna	30mm
*A-111830	1.181	1.875	.437	B	3.000	1.787	carbon	buna	30mm, tapered spring
A-111831	1.181	1.937	.437	A	2.750	1.560	carbon	buna	30mm
A-111809	1.181	1.969	.437	A	1.750	1.540	carbon	buna	30mm
A-111850	1.181	2.000	.469	A	2.625	1.560	carbon	buna	30mm
A-3060-21	1.187	1.875	.437	A	2.875	1.560	carbon	buna	
*A-402	1.250	1.768	.367	A	2.875	1.781	carbon	buna	Armstrong 825458-001, B&G 186862, tap. spring
*A-402JC	1.250	1.768	.367	A	3.070	1.840	carbon	buna	John Crane, tapered spring
*A-402V	1.250	1.768	.367	A	2.875	1.781	carbon	viton	tapered spring
A-977	1.250	1.768	.367	B	2.875	1.781	carbon	buna	tapered spring
*A-402ECX	1.250	1.768	.367	H	2.875	1.781	carbon	epr	hard face seat, tapered spring
*A-402VXX	1.250	1.768	.367	H	2.875	1.781	silicon carbide	viton	hard faces, tapered spring
A-185	1.250	1.875	.437	A	2.875	1.575	carbon	buna	most common 1-1/4" type 21
A-185JC	1.250	1.875	.437	A	2.280	1.575	carbon	buna	John Crane
A-185V	1.250	1.875	.437	A	2.875	1.575	carbon	viton	
A-185E	1.250	1.875	.437	A	2.875	1.575	carbon	epr	
A-185VCX	1.250	1.875	.437	H	2.875	1.575	carbon	viton	
A-185VXX	1.250	1.875	.437	H	2.875	1.575	silicon carbide	viton	
A-185VXZ	1.250	1.875	.437	TC	2.875	1.575	silicon carbide	viton	tungsten carbide cup seat
A-756	1.250	1.875	.437	B	2.875	1.575	carbon	buna	
A-756JC	1.250	1.875	.437	B	2.280	1.575	carbon	buna	John Crane
A-756V	1.250	1.875	.437	B	2.875	1.575	carbon	viton	
A-256	1.250	1.875	.437	J	2.875	1.575	carbon	buna	
A-256V	1.250	1.875	.437	J	2.875	1.575	carbon	viton	
A-11213	1.250	1.875	.437	A	3.625	1.575	carbon	buna	long spring
A-137-21	1.250	1.875	.437	B	3.625	1.575	carbon	buna	long spring
*A-246	1.250	1.875	.437	A	3.000	1.793	carbon	buna	tapered spring
*A-249	1.250	1.875	.437	B	3.000	1.793	carbon	buna	tapered spring
A-466	1.250	2.000	.437	A	2.875	1.575	carbon	buna	
A-112610	1.260	2.000	.469	A	3.500	1.560	carbon	buna	32mm
A-113010	1.299	2.126	.469	A	3.375	1.680	carbon	buna	33mm
A-177	1.375	2.000	.437	A	3.000	1.710	carbon	buna	most common 1-3/8" type 21
A-177JC	1.375	2.000	.437	A	2.165	1.710	carbon	buna	John Crane
A-177V	1.375	2.000	.437	A	3.000	1.710	carbon	viton	
A-177VXX	1.375	2.000	.437	H	3.000	1.710	silicon carbide	viton	hard faces
A-186	1.375	2.000	.437	B	3.000	1.710	carbon	buna	
A-186V	1.375	2.000	.437	B	3.000	1.710	carbon	viton	
A-291	1.375	2.125	.437	A	3.000	1.710	carbon	buna	

\* tapered spring, no spring retainer

# Pump Seals - Type 21



**Type A**  
Ceramic Cup



**Type B**  
Ni-Resist (Metal) Cup



**Type C**  
Ceramic O-Ring



**Type J**  
Ni-Resist O-Ring



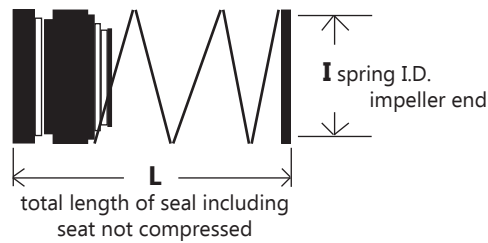
**Type H**  
Silicon Carbide Cup

Acme #	Shaft Size	Seat O.D.	Seat Thick.	Seat Type	"L"	"I"	Seal Head Material	Elastomer	Notes
A-705-21	1.437	2.062	.437	J	3.875	1.800	carbon	buna	Viking
A-11432	1.437	2.250	.437	B	3.000	1.800	carbon	buna	
A-11410V	1.437	2.312	.359	J			carbon	viton	Viking
A-382	1.500	2.125	.437	A	2.875	1.810	carbon	buna	most common 1-1/2" type 21
*A-382TAP	1.500	2.125	.437	A	3.130	2.065	carbon	buna	tapered spring
A-382JC	1.500	2.125	.437	A	3.130	1.850	carbon	buna	John Crane
A-382V	1.500	2.125	.437	A	2.875	1.810	carbon	viton	
A-382VXX	1.500	2.125	.437	H	2.875	1.810	silicon carbide	viton	hard faces
A-305-21	1.500	2.125	.437	A	3.750	1.810	carbon	buna	long spring
A-371	1.500	2.125	.437	B	2.875	1.810	carbon	buna	
A-371V	1.500	2.125	.437	B	2.875	1.810	carbon	viton	
A-816	1.500	2.125	.437	C	2.875	1.810	carbon	buna	
A-259	1.500	2.125	.437	J	2.875	1.810	carbon	buna	
A-115704	1.575	2.376	.469	A	3.125	2.070	carbon	buna	40mm
A-238	1.625	2.375	.500	A	3.375	2.060	carbon	buna	most common 1-5/8" type 21
A-238JC	1.625	2.375	.500	A	2.400	2.050	carbon	buna	John Crane
*A-514	1.625	2.375	.500	A	2.720	2.300	carbon	buna	tapered spring
A-239	1.625	2.375	.500	B	3.375	2.060	carbon	buna	
A-544	1.625	2.375	.500	J	3.375	2.060	carbon	buna	
A-11623	1.625	2.625	.500	J	3.375	2.060	carbon	buna	B&G, Allis Chalmers
A-116810	1.693	2.500	.469	A	3.875	2.060	carbon	buna	43mm
A-237	1.750	2.500	.500	A	3.375	2.060	carbon	buna	most common 1-3/4" type 21
A-237JC	1.750	2.500	.500	A	3.550	2.155	carbon	buna	John Crane
A-237V	1.750	2.500	.500	A	3.375	2.060	carbon	viton	
A-237VXX	1.750	2.500	.500	H	3.375	2.060	silicon carbide	viton	hard faces
A-448	1.750	2.500	.500	B	3.375	2.060	carbon	buna	
A-436	1.750	2.500	.500	J	3.375	2.060	carbon	buna	
A-11708	1.750	2.500	.500	A	3.750	2.060	carbon	buna	long spring
A-11708V	1.750	2.500	.500	A	3.750	2.060	carbon	viton	long spring
A-11708VXX	1.750	2.500	.500	H	3.750	2.060	silicon carbide	viton	long spring, hard faces
A-11770	1.750	2.625	.500	B	3.375	2.060	carbon	buna	
A-117704	1.772	2.625	.500	A	3.125	2.060	carbon	buna	45mm

\* tapered spring, no spring retainer



# Pump Seals - Type 21



**Type A**  
Ceramic Cup



**Type B**  
Ni-Resist (Metal) Cup



**Type C**  
Ceramic O-Ring



**Type J**  
Ni-Resist O-Ring



**Type H**  
Silicon Carbide Cup

Acme #	Shaft Size	Seat O.D.	Seat Thick.	Seat Type	"L"	"I"	Seal Head Material	Elastomer	Notes
A-340	1.875	2.625	.500	A	3.750	2.220	carbon	buna	
A-340JC	1.875	2.625	.500	A	2.965	2.300	carbon	buna	John Crane
A-340V	1.875	2.625	.500	A	3.750	2.220	carbon	viton	
A-340VXX	1.875	2.625	.500	H	3.750	2.220	silicon carbide	viton	hard faces
A-119604	1.969	2.750	.500	A	3.500	2.330	carbon	buna	50mm
A-267	2.000	2.750	.500	A	3.875	2.356	carbon	buna	
A-267JC	2.000	2.750	.500	A	3.385	2.400	carbon	buna	John Crane
A-338	2.125	3.000	.562	C	3.875	2.600	carbon	buna	
A-338VXX	2.125	3.000	.562	C	3.875	2.600	silicon carbide	viton	hard faces
A-121604	2.165	3.125	.563	A	3.875	2.600	carbon	buna	55mm
A-874	2.250	3.125	.562	A	3.750	2.600	carbon	buna	
A-874V	2.250	3.125	.562	A	3.750	2.600	carbon	viton	
A-874VXX	2.250	3.125	.562	H	3.750	2.600	silicon carbide	viton	hard faces
A-269	2.500	3.375	.562	C	4.500	3.050	carbon	buna	
A-269JC	2.500	3.375	.562	C	4.050	2.980	carbon	buna	John Crane

## Aurora Repair Kits

**VGK-1124BCJ**



**1-1/8" repair kit**  
OEM # 476-0250-644

includes 1-1/8" type 21 seal, buna/carbon/ceramic bronze sleeve 1.000 x 1.125 x 2.31" long assorted gaskets, O-ring, washer, screw, impeller key

**VGK-1125BCJ**



**1-1/2" repair kit**  
OEM # 476-0253-644

includes 1-1/2" type 21 seal, buna/carbon/ceramic, bronze steel sleeve 1.375 x 1.500 x 2.40" long, assorted gaskets, O-ring, washer, screws, impeller key

## Hoffman Repair Kit

**RK-180014**



**5/8" repair kit**  
OEM # 180014

includes 5/8" type 21 seal, viton/carbon/ceramic, assorted gaskets

# Pump Seals

Acme #	Shaft Size	Rotating Face
975002-003SC	1-1/8	silicon carbide
134798	1-1/4	durachrome
975002-033SC	1-5/8	silicon carbide
975002-073SC	2-1/8	silicon carbide

gaskets included, carbon seat, viton  
134798 used in B & G pumps



**Single Outside  
Durametallic RA Seal  
For 4300 Series Armstrong**

## AB2 Seal For 4300 Series Armstrong

Acme #	Shaft Size	Ref #
A-11258B2	1-1/8	975000-955
A-16258B2	1-5/8	975000-956
A-21258B2	2-1/8	975000-957

gaskets included  
carbon rotary, ceramic seat, viton



**John Crane 8B2 Seals  
For 4300 Series Armstrong**

Acme #	Materials	Shaft Size	B&G ref #
A-1-1/8AB2	viton / carbon / silicon carbide	1-1/8	
975002-304VG	aflas / antimony carbon / silicon carbide	1-1/8	
A-1125AB2-ESC	ept / silicon carbide / silicon carbide	1-1/8	
A-75202	viton / antimony carbon / silicon carbide	1-1/4	P75202
P-75202EXX	epr / silicon carbide / silicon carbide	1-1/4	
A-1-5/8AB2	viton / carbon / silicon carbide	1-5/8	
A-1625AB2-ESC	ept / silicon carbide / silicon carbide	1-5/8	
975002-334VG	aflas / antimony carbon / silicon carbide	1-5/8	P75203
A-2-1/8AB2	viton / carbon / silicon carbide	2-1/8	
975002-374VG	aflas / antimony carbon / silicon carbide	2-1/8	
A-2625AB2-ECX	ept / carbon / silicon carbide	2-5/8	

gaskets included



**U.S. Seal AB2 Seals  
For 4300 Series Armstrong**

## Carbon Bushing



Type 1 Armstrong



Type 2 B & G

Acme #	Size	Type
CB-1125CB	1-1/8 x 1-7/8 x 5/8 thick	1
P71378	1-1/4 x 2-1/8 x 3/4 thick	2
CB-1625CB	1-5/8 x 2-3/8 x 5/8 thick	1
CB-2125CB	2-1/8 x 2-7/8 x 5/8 thick	1

## U.S. Seal for Bell & Gossett Models 80-S, 1510-S, 1531-S, VSC-S, VSVS-S



Acme #	Size	Seat Size	Ref #
A-85070	1-1/4	2.000 x .630	P85070
A-185050	1-5/8	2.375 x .630	185050

Materials : aflas / tungsten carbide / carbon  
handles temperatures up to 450 F.  
floating O-ring style carbon seat

# Pump Seals - Type 1 & 2



## Type 2

Silicon Carbide Cup Seat, Great For Boiler Applications

Acme #	Shaft Size	Seat O.D.	Seat Thickness	Spring I.D.	Elastomer	Notes
A-358ECX-2	.750	1.375	.406	1.280	ept	high grade carbon rotary
PS-976EP66X	1.250	1.765	.365	1.760	ept	abrasion resistant carbon
975000-982US	1.250	1.875	.437	1.760	ept	abrasion resistant carbon
A-185-2VXX	1.250	1.875	.437	1.760	viton	silicon carbide seat
A-185-2EXX	1.250	1.875	.437	1.760	ept	silicon carbide seat
975000-984US	1.625	2.375	.500	2.275	ept	abrasion resistant carbon
A-238-2VXX	1.625	2.375	.500	2.275	viton	silicon carbide seat
A-238-2EXX	1.625	2.375	.500	2.275	epr	silicon carbide seat
A-338-2ECX	2.125	3.000	.562	2.800	ept	high grade carbon rotary



## Type 1

Manufacturer : U.S. Seal or John Crane

Acme #	Shaft Size	Seat O.D.	Seat Thickness	Free Length of Entire Seal	Spring I.D.	Seal Head Material	Seat Material	Elastomer
A-235-1	1.000	1.625	.437	2.800	1.270	carbon	ceramic	buna
A-204-1	1.125	1.750	.437	2.700	1.370	carbon	ceramic	buna
A-204E-1	1.125	1.750	.437	2.700	1.370	carbon	ceramic	ept
A-867E	1.125	1.750	.437	2.700	1.370	carbon	ni-resist O-ring	ept
A-361-1	1.250	1.875	.437	2.920	1.500	carbon	ceramic	buna
A-305-1	1.500	2.125	.437	3.600	1.760	carbon	ceramic	buna
A-745-1	1.625	2.375	.500	3.500	1.890	carbon	ceramic	buna
A-205-1	1.750	2.500	.500	3.780	2.010	carbon	ceramic	buna



## Type 21 Double

common use : Barnes effluent pump  
viton, 1 side carbon vs ceramic,  
1 side silicon carbide vs tungsten carbide

Acme #	Shaft Size	Seat O.D.	Seat Thickness	Free Length of Entire Seal
A-429VCJXZ	1.000	1.625	.437	3.530
A-426VCJXZ	1.250	1.875	.437	4.060

## A169720-40



3" Type 2 seal, used in Cornell pumps and others  
viton, tungsten carbide rotary vs. silicon carbide O-ring seat  
seat size : 3.875 x .625", free length of entire seal : 4.750"

# Pump Seals

## VGM-2979V



15mm Ebara double seal, viton elastomers carbon vs. ceramic / silicon carbide vs silicon carbide seat sizes : 30mm x 5mm, entire free length : 48mm

## A-33MMKSB



33mm U.S. Seal VGMC-1 replaces Burgmann MG1 viton, silicon carbide both faces cup seat : 48mm x 7.5mm

## A-5001



20mm seal, Johnson (UK) pump carbon / silicon carbide seat : 35mm x 7.5mm entire free length : 41mm

## RK-K105-1 (Paco)



ref # 91909832, old #K105-1 includes 1-1/4" Type 21 seal, buna/carbon/ceramic, gaskets, O-rings, impeller key, impeller bolt washer, loctite

## VGM-2921 (Tsurumi / Hanjin)



SC seat top view SC seat bottom view

20mm double seal, viton ceramic seat : 38mm x 8mm silicon carbide seat : 44mm x 8.5mm

## A-5004 (WILO)



ref # 2063606 17mm type MG1 seal, cup seat 33mm x 7.5mm viton, silicon carbide vs silicon carbide

## VGM-2920



Speck # 2920343310, 20mm seal silicon carbide cup seat : 35mm x 7.6mm

## PS-4274



3/4" seal for Vico models Super Flo, Ultra Flo & Ultima, buna / carbon / ceramic 2 seat bores : 1.687" or 1.750" seat thickness : .685"

## A-5006 (WILO)



14mm type MG12 seal, O-ring seat 25mm x 6.6mm viton, silicon carbide vs silicon carbon seat

## PS-1621



Myers 21607A001, effluent pumps 1/2" shaft mounted seat : .190" thick

## Aquascape / Tsurumi Used in Decorative Ponds & Waterfalls



Acme #	Shaft Size	Seat Size
A-12X25AQU	12mm	25mm x 5mm
A-12MMAQU	12mm	26mm x 5mm
A-12X28AQU	12mm	28mm x 5mm
A-14X26AQU	14mm	26mm x 5mm
A-14MMAQU	14mm	28mm x 5mm
A-14X30AQU	14mm	30mm x 5mm

Materials : viton, both seats silicon carbide, 1 rotary silicon carbide, 1 rotary carbon

## Scot Repair Kit



### SRK-383

1-1/2" repair kit, OEM # 118.000.383

includes 1-1/2" type 21 seal, buna/carbon/ceramic bronze steel sleeve 1.00 x 1.500 x 2.125" long, gasket, O-ring, washer, screws, impeller key



# Pump Seals - Grundfos



**Fig 1**  
bellows component seal  
Grundfos design



**Fig 2**  
bellows component seal  
John Crane Type 2100

Car = Carbon  
SC = Silicon Carbide  
TC = Tungsten Carbide

Pump Models CR2, CRN2 (S), CR4, CR4 (S), CR8					
Acme #	Shaft Size mm	Seat Size mm	Grundfos Ref #	Materials	Fig
A-1301G	12	23 x 9	405347	SC / SC / Viton	1
A-1300G	12	23 x 9	405096	SC / SC / Epr	1
A-1302G	12	23 x 9	405347TC	TC / TC / Viton	1
Pump Models CR8, CR8 (S), CR16, CRN16 (S)					
A-1304G	16	27 x 10	425672	SC / SC / Viton	1
A-1303G	16	27 x 10	425763	SC / SC / Epr	1
A-1305G	16	27 x 10	425672	TC / TC / Viton	1
Pump Models LP & LM					
A-1322G	22	37 x 7.5	91580331	Carbon / SC / Epr	2



cartridge seal  
threaded retainer

Pump Models CR, CR8 CRI, CRN1, CRN3, CRN5, CRNE1, CRNE3-23HS			
Acme #	Shaft Size mm	Grundfos #	Materials
A-1503G	12	96455087	SC / SC / Viton
A-1500G	12	96455082	Car / TC / Epr
A-1501G	12	96455084	TC / TC / Epr
A-1502G	12	96455083	Car / TC / Viton
A-1504G	12	96455085	TC / TC / Viton
A-1518G	12	96455086	SC / SC / Epr
Pump Models CR, CRI, CRN10, CRN15, CRN20			
A-1508G	16	96511845	SC / SC / Viton
A-1505G	16	96511836	Car / TC / Epr
A-1506G	16	96511840	TC / TC / Epr
A-1507G	16	96511837	Car / TC / Viton
A-1509G	16	96511841	TC / TC / Viton
A-1519G	16	96511844	SC / SC / Epr



cartridge seal  
clamped retainer

Pump Models CR, CRN32, CRN45, CRN64, CRN90			
Acme #	Shaft Size mm	Grundfos #	Materials
A-1513G	22	96525490	SC / SC / Viton
A-1510G	22	96416584	Car / TC / Epr
A-1511G	22	96433365	TC / TC / Epr
A-1512G	22	96525459	Car / TC / Viton
A-1514G	22	96436728	TC / TC / Viton
A-1520G	22	96525458 / 96494664	SC / SC / Epr

**A-415080**



12mm seal commonly seen on concrete pumping machines and EDM machines  
viton / tungsten carbide / tungsten carbide  
seat : 23mm x 8.5mm

**A-985847**



16mm seal type R  
viton / tungsten carbide / tungsten carbide  
seat : 27mm x 14mm

**A-1516G**



12mm seal type C  
viton / silicon carbide / carbon seat  
seat : 23mm x 8mm



# Pump Seals

## A-5000



ref # 190120-001  
16mm U.S. Seal VGMC-1  
viton, silicon carbide vs. carbon  
used in S.A. Armstrong VMS10 vertical  
pumps, seat : 27mm x 10mm

## A-5002



ref # 190120-000  
1/2" U.S. Seal  
viton, carbon vs. silicon carbide  
used in S.A. Armstrong VMS03, 05 vertical pumps  
seat : 23mm x 9mm

## A-5003



ref # 190120-002 20mm U.S. Seal VGMC-1  
viton, silicon carbide vs carbon seat  
used in S.A. Armstrong VMS18  
vertical pumps, seat : 35mm x 9.5

## A-5005



ref # 190120-003 28mm U.S. Seal VGMC-1  
viton, carbon vs silicon carbide seat  
used in S.A. Armstrong VMS32, 45, 64 vertical pumps, seat : 43mm x 13mm

## Cyclone Separators

### KY-3SS

316SS 5-1/2" long  
1/2" npt ports

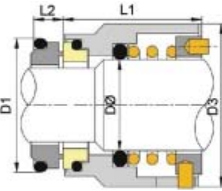
### KY-1

nylon 6-9/32" long  
1/2" npt ports



simple yet effective method of keeping abrasives away from  
sealing surfaces effective for products in suspension such as sand,  
iron oxide, or dirt. product dissolved in the liquid  
can not be removed by a cyclone separator

## A-10K199



Shaft D0	D1	D3	L1	L2
26mm	37mm	43mm	38mm	7mm

### Goulds SSV / e-SV

26mm balanced seal, used with 33SV - 125SV  
viton / carbon / silicon carbide O-ring

## Goulds Stainless Vertical Pumps



Part #	Shaft Size	Pump	Seat Size
A-12VXXGOU	12mm	1SV, 2SV	23mm x 6.6mm
A-16VXXGOU	16mm	3SV, 4SV	27mm x 7.6mm
A-25VXXGOU	25mm	5SV, 6SV	40mm x 7.5mm

viton / silicon carbide both faces

## P-80 Lubricant

water based formula designed to lubricate rubber makes installation  
of mechanical seals fast & easy 15 to 20 minutes work time before drying  
totally evaporates, leaving no residue



**A-LUBE**, 1 pint



**A-LUBE10ML**, 10ml tube



used with 1SV - 25SV  
O-ring seat, seat od : 1.062", O-ring included  
**VG-9661** ref # 10K171 epr / carbon / silicon carbide  
**VG-9660** ref # 10K169 viton / carbon / silicon carbide

## A-54049



5/8" Skidmore repair kit  
includes seal : epr/carbon/ceramic, 2 gaskets, slinger, lube

# Pump Seals - Metric AR

Acme #	Shaft Size	Seat O.D.	Seat Thick.	Rotary O.D.	Installed Length
A-3251AR	8	22	4	20	
A-3252AR	8	26	4	24	15
A-8020AR	9	26	8	24	19
A-3254AR	10	26	8	24	21
A-3255AR	11	26	8	24	21
VGM-8066	12	26	5.5	24	18.5
A-3256AR	12	26	8	24	21
*A-3256ARV	12	26	8	24	21
A-3258AR	13	26	8	24	19.5
A-8068AR	14	25	8	28	21
A-3292AR	14	28.5	8	28	21
A-3259AR	14	29.5	8	32	21
A-3293AR	15	28.5	8	28	21
A-3260AR	15	29.5	8	32	21
A-3296AR	15	38	8	39	21
A-3261AR	16	29.5	8	32	21
A-3262AR	16	38	8	39	21
A-8076AR	16	42	8	39	21
A-3263AR	17	42	8	39	21
A-3264AR	18	42	8	39	21
A-3265AR	19	42	8	39	21
A-3266AR	20	42	8	39	21
A-3267AR	20	45	10	42	23
A-3268AR	22	45	10	42	23
A-8079AR	23	50	10	47	23.5
A-3270AR	24	50	10	47	23.5
A-3271AR	25	50	10	42	23.5
A-3272AR	25	50	10	47	23.5
A-3273AR	26	50	10	47	23.5
A-3275AR	28	57	10	54	25
A-3276AR	30	57	10	54	25
A-3277AR	32	57	10	54	25
A-3278AR	35	63	10	60	26
A-3279AR	38	68	12	65	30
A-3280AR	40	68	12	65	30
A-3281AR	45	73	12	70	32
A-3282AR	50	88	15	85	38
A-3283AR	55	88	15	85	38
A-3284AR	60	110	15	105	45
A-8098AR	65	110	15	105	47
A-8087AR	70	110	15	105	47

\* = viton elastomers



buna, carbon rotary vs. ceramic cup seat  
 installed length includes seat  
 similar to : U.S. Seal VGMA & Burgmann AR

# Pump Seals - Metric AE

Acme #	Shaft Size	Seat O.D.	Seat Thickness	Rotary O.D.	Installed Length
A-2872AE	10	18.1	5.5	20	20.5
VGM-8000D	10	21	7	20	22
A-2888AE	11	20.6	5.5	22	23.5
A-2873AE	12	20.6	5.5	22	23.5
VGM-8002D	12	23	7	22	25
A-2874AE	13	23.1	7	25	28
A-2875AE	14	23.1	8	25	28
VGM-8004D	14	25	7	25	29
A-2876AE	15	26.9	7	29	30
A-2877AE	16	26.9	7	29	30
VGM-8006D	16	27	7	29	30
A-2889AE	17	26.9	7	29	30
*VGM-3232	17	26.9	7	29	30
A-2878AE	18	30.9	8	33	32
VGM-8008D	18	33	10	33	34
A-2879AE	19	30.9	8	33	33
A-2880AE	20	30.9	8	33	33
VGM-8010D	20	35	10	33	35
A-2881AE	22	35.4	8	38	33
VGM-8011D	22	37	10	38	35
A-2882AE	24	35.4	8	38	35
VGM-8012D	24	39	10	38	37
A-2883AE	25	38.2	8.5	40	35.5
VGM-8013D	25	40	10	40	37
A-2884AE	28	43.3	9	46	39
VGM-8014D	28	43	10	46	39
A-2885AE	30	43.3	9	46	39
VGM-8015D	30	45	10	46	40
A-2886AE	32	43.3	9	46	39
VGM-8016D	32	48	10	46	40
A-2896AE	33	53.5	11.5	48	50.5
VGM-8099D	33	48	10	48	49
A-2887AE	35	53.5	11.5	50	50.5
VGM-8017D	35	50	10	50	49
A-2900AE	38	60.5	11.5	58	50.5
VGM-8018D	38	56	13	55	52
A-2902AE	40	60.5	11.5	58	50.5
VGM-8019D	40	58	13	55	52

installed length includes seat

\* = viton



buna, ceramic rotary vs. carbon seat floating seat  
similar to : U.S. Seal VGMB, Burgmann FN seal parts #'s ending in "D" are commonly seen in Goulds G&L / Lowara pumps

# Pump Seals - Metric

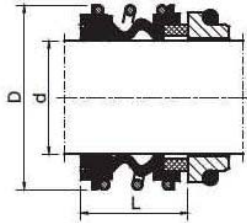
## VGMC-1 and VGMC-12 Rotary Heads

Order seats separately on pages 151-152

Similar To:

AES B02 & BO12, Burgmann MG1 & MG12

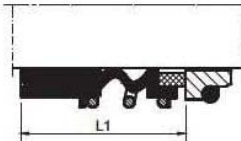
Vulcan 19 & 192



Type VGMC-1

### Features

To DIN 24960 (VGMC-12)  
Single Seal - Unbalanced  
Bi-Directional  
Elastomer Bellows



Type VGMC-12

Seal Size d	Head OD D
10	22.5
12	25.0
14	28.5
15	28.5
16	28.5
18	32.0
20	37.0
22	37.0
24	42.5
25	42.5
28	49.0
30	49.0
32	53.5
33	53.5
35	57.0
38	59.0
40	62.0
42	65.5
43	65.5
45	68.0
48	70.5
50	74.0
53	78.5
55	81.0
58	85.5
60	88.5
65	93.5
68	96.5
70	99.5
75	107.0
80	112.0
85	120.0
90	127.0
95	132.0
100	137.0

VGMC-1 Oper. Hgt. L	VGMC-1 Head Part No. Buna / Carbon	VGMC-1 Head Part No. Viton® / SC
14.5	HD-8090M	HD-8125M
15.0	HD-8091M	HD-8126M
17.0	HD-8092M	HD-8127M
17.0	HD-8093M	HD-8128M
17.0	HD-8094M	HD-8129M
19.5	HD-8095M	HD-8130M
21.5	HD-8096M	HD-8131M
21.5	HD-8097M	HD-8132M
22.5	HD-8098M	HD-8133M
23.0	HD-8099M	HD-8038M
26.5	HD-8100M	HD-8046M
26.5	HD-8101M	HD-8134M
27.5	HD-8102M	HD-8135M
27.5	HD-8103M	HD-8136M
28.5	HD-8104M	HD-8137M
30.0	HD-8105M	HD-8138M
30.0	HD-8106M	HD-8139M
30.0	HD-8107M	HD-8140M
30.0	HD-8108M	HD-8141M
30.0	HD-8109M	HD-8047M
30.5	HD-8110M	HD-8142M
30.5	HD-8111M	HD-8048M
33.0	HD-8112M	HD-8143M
35.0	HD-8113M	HD-8144M
37.0	HD-8114M	HD-8145M
38.0	HD-8115M	HD-8146M
40.0	HD-8116M	HD-8147M
40.0	HD-8117M	HD-8148M
40.0	HD-8118M	HD-8049M
40.0	HD-8119M	HD-8050M
40.0	HD-8120M	HD-8149M
41.0	HD-8121M	HD-8150M
45.0	HD-8122M	HD-8151M
46.0	HD-8123M	HD-8152M
47.0	HD-8124M	HD-8153M

VGMC-12 Oper. Hgt. L1	VGMC-12 Head Part No. Buna / Carbon	VGMC-12 Head Part No. Viton® / SC
25.9	HD-8154M	HD-8189M
25.9	HD-8155M	HD-8190M
28.4	HD-8156M	HD-8191M
28.4	HD-8157M	HD-8192M
28.4	HD-8158M	HD-8193M
30.0	HD-8159M	HD-8194M
30.0	HD-8160M	HD-8195M
30.0	HD-8161M	HD-8196M
32.5	HD-8162M	HD-8197M
32.5	HD-8163M	HD-8198M
35.0	HD-8164M	HD-8199M
35.0	HD-8165M	HD-8200M
35.0	HD-8166M	HD-8201M
35.0	HD-8167M	HD-8202M
35.0	HD-8168M	HD-8203M
36.0	HD-8169M	HD-8204M
36.0	HD-8170M	HD-8205M
36.0	HD-8171M	HD-8206M
36.0	HD-8172M	HD-8207M
36.0	HD-8173M	HD-8208M
36.0	HD-8174M	HD-8209M
38.0	HD-8175M	HD-8210M
36.5	HD-8176M	HD-8211M
36.5	HD-8177M	HD-8212M
41.5	HD-8178M	HD-8213M
41.5	HD-8179M	HD-8214M
41.5	HD-8180M	HD-8215M
41.5	HD-8181M	HD-8216M
48.7	HD-8182M	HD-8217M
48.7	HD-8183M	HD-8218M
48.0	HD-8184M	HD-8219M
46.0	HD-8185M	HD-8220M
51.0	HD-8186M	HD-8221M
51.0	HD-8187M	HD-8222M
51.0	HD-8188M	HD-8223M

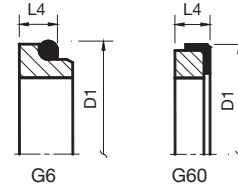
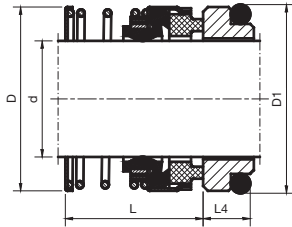


# Pump Seals - Metric

Order seats separately on pages 151-152

## Type VGMH - Rotary Head

Similar To:  
AES PO3, Sealol 43, Vulcan 24



Seal Size d	VGMH Rotary Head	
	OD D	Oper. Hgt. L
12	22.8	23.9
14	22.8	26.4
16	26.4	26.4
18	29.5	27.5
20	33.6	27.5
22	33.6	27.5
24	38.0	30.0
25	39.1	30.0
28	42.5	32.5
30	45.6	32.5
32	45.6	32.5
33	49.0	32.5
35	49.0	32.5
38	52.0	34.0
40	57.2	34.0
43	60.6	34.0
45	60.6	34.0
48	63.8	34.0
50	65.6	34.5
55	76.9	34.5
58	78.4	39.5
60	78.4	39.5
63	81.2	39.5
65	84.5	39.5
68	89.6	37.2
70	89.6	44.7
75	96.6	44.7

Buna / Carbon Part No.	Viton® / SC Part No.
HD-8273M	HD-8293M
HD-8274M	HD-8294M
HD-8275M	HD-8295M
HD-8276M	HD-8296M
HD-8039M	HD-8297M
HD-8277M	HD-8298M
HD-8040M	HD-8299M
HD-8041M	HD-8300M
HD-8278M	HD-8301M
HD-8042M	HD-8302M
HD-8279M	HD-8303M
HD-8280M	HD-8304M
HD-8281M	HD-8305M
HD-8282M	HD-8306M
HD-8283M	HD-8307M
HD-8043M	HD-8308M
HD-8284M	HD-8309M
HD-8285M	HD-8310M
HD-8286M	HD-8311M
HD-8044M	HD-8312M
HD-8287M	HD-8313M
HD-8045M	HD-8314M
HD-8288M	HD-8315M
HD-8289M	HD-8316M
HD-8290M	HD-8317M
HD-8291M	HD-8318M
HD-8292M	HD-8319M

Standard Mating Rings VGM-G6 and VGM-G60	
Bore D1	Thick L4
23	6.6
25	6.6
27	6.6
33	6.6
35	7.5
37	7.5
39	7.5
40	7.5
43	7.5
45	7.5
48	7.5
48	7.5
50	7.5
56	9.0
58	9.0
61	9.0
63	9.0
66	9.0
70	9.5
75	11.0
78	11.0
80	11.0
83	11.0
85	11.0
90	11.3
92	11.3
97	11.3

### Features

To DIN 24960  
Single Seal - Unbalanced  
Bi-Directional  
Elastomer Bellows

### Materials

Carbon or Silicon Carbide  
Rotating Face  
  
Buna or Viton® Elastomer  
  
304SS Metallurgy

### Mating Ring Information

Mating Rings sold separately.  
For part numbers, see pages 176-177

\* Additional Mating Ring Styles and Materials Available Upon Request.

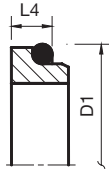


# Pump Seals - Metric

## Seats

### Features

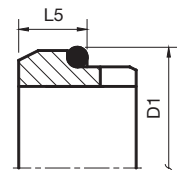
To DIN 24960



G6



G60



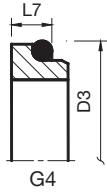
G9

Seal Size d	Mating Ring		VGM-G6	VGM-G60
	Bore D1	Thick L4	Viton®/SC	
			Part No.	Part No.
10	21	6.6	STG6VSC10	STG60VSC10
12	23	6.6	STG6VSC12	STG60VSC12
14	25	6.6	STG6VSC14	STG60VSC14
15	27	6.6	STG6VSC15	STG60VSC15
16	27	6.6	STG6VSC16	STG60VSC16
18	33	7.5	STG6VSC18	STG60VSC18
20	35	7.5	STG6VSC20	STG60VSC20
22	37	7.5	STG6VSC22	STG60VSC22
24	39	7.5	STG6VSC24	STG60VSC24
25	40	7.5	STG6VSC25	STG60VSC25
28	43	7.5	STG6VSC28	STG60VSC28
30	45	7.5	STG6VSC30	STG60VSC30
32	48	7.5	STG6VSC32	STG60VSC32
33	48	7.5	STG6VSC33	STG60VSC33
35	50	7.5	STG6VSC35	STG60VSC35
38	56	9.0	STG6VSC38	STG60VSC38
40	58	9.0	STG6VSC40	STG60VSC40
42	61	9.0	STG6VSC42	STG60VSC42
43	61	9.0	STG6VSC43	STG60VSC43
45	63	9.0	STG6VSC45	STG60VSC45
48	66	9.0	STG6VSC48	STG60VSC48
50	70	9.5	STG6VSC50	STG60VSC50
53	73	11.0	STG6VSC53	STG60VSC53
55	75	11.0	STG6VSC55	STG60VSC55
58	78	11.0	STG6VSC58	STG60VSC58
60	80	11.0	STG6VSC60	STG60VSC60
65	85	11.0	STG6VSC65	STG60VSC65
68	90	11.3	STG6VSC68	STG60VSC68
70	92	11.3	STG6VSC70	STG60VSC70
75	97	11.3	STG6VSC75	STG60VSC75
80	105	12.0	STG6VSC80	STG60VSC80
85	110	14.0	STG6VSC85	STG60VSC85
90	115	14.0	STG6VSC90	STG60VSC90
95	120	14.0	STG6VSC95	STG60VSC95
100	125	14.0	STG6VSC100	STG60VSC100

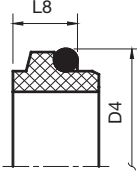
Mating Ring Bore D1	Thick L5	VGM-G9	
		Viton®/Carbon Part No.	Viton®/SC Part No.
		21	10.0
23	10.0	STG9VCA12	STG9VSC12
25	10.0	STG9VCA14	STG9VSC14
27	10.0	STG9VCA15	STG9VSC15
27	10.0	STG9VCA16	STG9VSC16
33	11.5	STG9VCA18	STG9VSC18
35	11.5	STG9VCA20	STG9VSC20
37	11.5	STG9VCA22	STG9VSC22
39	11.5	STG9VCA24	STG9VSC24
40	11.5	STG9VCA25	STG9VSC25
43	11.5	STG9VCA28	STG9VSC28
45	11.5	STG9VCA30	STG9VSC30
48	11.5	STG9VCA32	STG9VSC32
48	11.5	STG9VCA33	STG9VSC33
50	11.5	STG9VCA35	STG9VSC35
56	14.0	STG9VCA38	STG9VSC38
58	14.0	STG9VCA40	STG9VSC40
61	14.0	STG9VCA42	STG9VSC42
61	14.0	STG9VCA43	STG9VSC43
63	14.0	STG9VCA45	STG9VSC45
66	14.0	STG9VCA48	STG9VSC48
70	15.0	STG9VCA50	STG9VSC50
73	15.0	STG9VCA53	STG9VSC53
75	15.0	STG9VCA55	STG9VSC55
78	15.0	STG9VCA58	STG9VSC58
80	15.0	STG9VCA60	STG9VSC60
85	15.0	STG9VCA65	STG9VSC65
90	18.0	STG9VCA68	STG9VSC68
92	18.0	STG9VCA70	STG9VSC70
97	18.0	STG9VCA75	STG9VSC75
105	18.2	STG9VCA80	STG9VSC80
110	18.2	STG9VCA85	STG9VSC85
115	18.2	STG9VCA90	STG9VSC90
120	17.2	STG9VCA95	STG9VSC95
125	17.2	STG9VCA100	STG9VSC100

# Pump Seals - Metric

## Seats



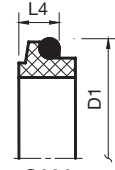
G4



G13



G50



G606

Seal Size d	Mating Ring		Viton®/SC Part No.
	Bore D3	Thick L7	
10	19.2	6.6	STG4VSC10
12	21.6	5.6	STG4VSC12
14	24.6	5.6	STG4VSC14
15	24.6	6.6	STG4VSC15
16	28.0	7.5	STG4VSC16
18	30.0	8.0	STG4VSC18
20	35.0	7.5	STG4VSC20
22	35.0	7.5	STG4VSC22
24	38.0	7.5	STG4VSC24
25	38.0	7.5	STG4VSC25
28	42.0	9.0	STG4VSC28
30	45.0	10.5	STG4VSC30
32	48.0	10.5	STG4VSC32
33	50.0	11.0	STG4VSC33
35	52.0	11.0	STG4VSC35
38	55.0	10.3	STG4VSC38
40	58.0	10.8	STG4VSC40
42	62.0	12.0	STG4VSC42
43	62.0	12.0	STG4VSC43
45	64.0	11.6	STG4VSC45
48	68.4	11.6	STG4VSC48
50	69.3	11.6	STG4VSC50
53	72.3	12.3	STG4VSC53
55	75.4	13.3	STG4VSC55
58	78.4	13.3	STG4VSC58
60	80.4	13.3	STG4VSC60
65	85.4	13.0	STG4VSC65
68	91.5	13.7	STG4VSC68
70	92.0	13.0	STG4VSC70
75	99.0	14.0	STG4VSC75
80	104.0	15.0	STG4VSC80
85	109.0	14.8	STG4VSC85
90	114.0	14.8	STG4VSC90
95	120.3	15.8	STG4VSC95
100	123.3	15.8	STG4VSC100

Mating Ring		Viton®/Carbon Part No.
Bore D4	Thick L8	
19.2	7.1	STG13VCA10
21.6	7.6	STG13VCA12
24.6	7.6	STG13VCA14
24.6	8.6	STG13VCA15
28.0	9.0	STG13VCA16
30.0	10.0	STG13VCA18
35.0	9.5	STG13VCA20
35.0	9.5	STG13VCA22
38.0	9.5	STG13VCA24
38.0	9.5	STG13VCA25
42.0	11.0	STG13VCA28
45.0	11.0	STG13VCA30
48.0	11.0	STG13VCA32
50.0	11.5	STG13VCA33
52.0	11.5	STG13VCA35
55.0	11.5	STG13VCA38
58.0	11.5	STG13VCA40
60.0	14.3	STG13VCA42
62.0	14.3	STG13VCA43
64.0	14.3	STG13VCA45
68.4	14.3	STG13VCA48
69.3	14.3	STG13VCA50
72.3	15.3	STG13VCA53
75.4	15.3	STG13VCA55
78.4	15.3	STG13VCA58
80.4	15.3	STG13VCA60
85.4	15.3	STG13VCA65
91.5	16.0	STG13VCA68
92.0	15.3	STG13VCA70
99.0	15.3	STG13VCA75
104.0	16.3	STG13VCA80
109.0	16.3	STG13VCA85
114.0	16.3	STG13VCA90
120.3	17.3	STG13VCA95
123.3	17.3	STG13VCA100

Mating Ring		Viton®/SC Part No.
Bore D2	Thick L6	
24.60	9.0	STG50VSC10
27.80	9.0	STG50VSC12
30.95	10.5	STG50VSC14
30.95	10.5	STG50VSC15
30.95	10.5	STG50VSC16
34.15	10.5	STG50VSC18
35.70	10.5	STG50VSC20
37.30	10.5	STG50VSC22
40.50	10.5	STG50VSC24
40.50	10.5	STG50VSC25
47.65	12.0	STG50VSC28
50.80	12.0	STG50VSC30
50.80	12.0	STG50VSC32
54.00	12.0	STG50VSC33
54.00	12.0	STG50VSC35
57.15	12.0	STG50VSC38
60.35	12.0	STG50VSC40
63.50	12.0	STG50VSC42
63.50	12.0	STG50VSC43
63.50	12.0	STG50VSC45
66.70	12.0	STG50VSC48
69.85	13.5	STG50VSC50
73.05	13.5	STG50VSC53
76.20	13.5	STG50VSC55
79.40	13.5	STG50VSC58
79.40	13.5	STG50VSC60
92.10	16.0	STG50VSC65
95.25	16.0	STG50VSC68
95.25	16.0	STG50VSC70
101.60	16.0	STG50VSC75
114.30	20.0	STG50VSC80
117.50	20.0	STG50VSC85
123.85	20.0	STG50VSC90
127.00	20.0	STG50VSC95
133.35	20.0	STG50VSC100

Mating Ring		Viton®/Carbon Part No.
Bore D1	Thick L4	
21	6.6	STG606VCA10
23	6.6	STG606VCA12
25	6.6	STG606VCA14
27	6.6	STG606VCA15
27	6.6	STG606VCA16
33	7.5	STG606VCA18
35	7.5	STG606VCA20
37	7.5	STG606VCA22
39	7.5	STG606VCA24
40	7.5	STG606VCA25
43	7.5	STG606VCA28
45	7.5	STG606VCA30
48	7.5	STG606VCA32
48	7.5	STG606VCA33
50	7.5	STG606VCA35
56	9.0	STG606VCA38
58	9.0	STG606VCA40
61	9.0	STG606VCA42
61	9.0	STG606VCA43
63	9.0	STG606VCA45
66	9.0	STG606VCA48
70	9.5	STG606VCA50
73	11.0	STG606VCA53
75	11.0	STG606VCA55
78	11.0	STG606VCA58
80	11.0	STG606VCA60
85	11.0	STG606VCA65
90	11.3	STG606VCA68
92	11.3	STG606VCA70
97	11.3	STG606VCA75
105	12.0	STG606VCA80
110	14.0	STG606VCA85
115	14.0	STG606VCA90
120	14.0	STG606VCA95
125	14.0	STG606VCA100

# Pump Seals - Flygt



Flygt Model	Upper Seal	Seal Size mm	Materials	Lower Seal	Seal Size mm	Materials	O-Ring Kit
2066	VGF-02020	20	Car /TC / Buna	VGF-03020	20	TC / TC / Viton	OKIT-2066
2102.040	VGF-09022	22	TC / TC / Buna	VGF-10022	22	TC / TC / Viton	OKIT-2102
2102.041	VGF-07022	22	TC / TC / Buna	VGF-08022	22	TC / TC / Viton	OKIT-2102
2102.210	VGF-07022	22	TC / TC / Buna	VGF-08022	22	TC / TC / Viton	OKIT-2102
2125	VGF-19028	28	TC / TC / Buna	VGF-20028	28	TC / TC / Viton	OKIT-2125
2140	VGF-19028	28	TC / TC / Buna	VGF-20028	28	TC / TC / Viton	OKIT-2140
2151.010	VGF-21035	35	TC / TC / Buna	VGF-22035	35	TC / TC / Viton	OKIT-2151
2151.011	VGF-21035	35	TC / TC / Buna	VGF-23035	35	TC / TC / Viton	OKIT-2151
2151.050	VGF-21035	35	TC / TC / Buna	VGF-23035	35	TC / TC / Viton	OKIT-2151
2201.011LT	VGF-28045	45	Car / TC / Buna	VGF-29045	45	TC / TC / Viton	OKIT-2201
2250	VGF-30060	60	Car / TC / Buna	VGF-31060	60	TC / TC / Viton	OKIT-2250
2400	VGF-34060	60	TC / TC / Buna	VGF-35060	60	TC / TC / Viton	OKIT-2400
3066	VGF-05020	20	TC / TC / Viton	VGF-05020	20	TC / TC / Viton	OKIT-3066
3067.090	VGF-05020	20	TC / TC / Viton	VGF-05020	20	TC / TC / Viton	OKIT-3067
3067.170	VGF-05020	20	TC / TC / Viton	VGF-05020	20	TC / TC / Viton	OKIT-3067
3067.180	VGF-05020	20	TC / TC / Viton	VGF-05020	20	TC / TC / Viton	OKIT-3067
3067.250	VGF-05020	20	TC / TC / Viton	VGF-05020	20	TC / TC / Viton	OKIT-3067
3067.590	VGF-05020	20	TC / TC / Viton	VGF-05020	20	TC / TC / Viton	OKIT-3067
3067.690	VGF-05020	20	TC / TC / Viton	VGF-05020	20	TC / TC / Viton	OKIT-3067
3067.890	VGF-05020	20	TC / TC / Viton	VGF-05020	20	TC / TC / Viton	OKIT-3067
3082	VGF-09022	22	TC / TC / Buna	VGF-10022	22	TC / TC / Viton	OKIT-3082
3085.091	VGF-05020	20	TC / TC / Viton	VGF-05020	20	TC / TC / Viton	OKIT-3085
3085.092	VGF-05020	20	TC / TC / Viton	VGF-05020	20	TC / TC / Viton	OKIT-3085
3085.120	VGF-05020	20	TC / TC / Viton	VGF-05020	20	TC / TC / Viton	OKIT-3085
3085.170	VGF-05020	20	TC / TC / Viton	VGF-05020	20	TC / TC / Viton	OKIT-3085
3085.171	VGF-05020	20	TC / TC / Viton	VGF-05020	20	TC / TC / Viton	OKIT-3085

Car = Carbon, TC = Tungsten Carbide  
**NOTE : some 3085 pumps use slurry seal VGF-3085SL seen below**

## Angular Contact Bearings



**3305B-ZZ**....for Flygt models 3085 & 3102  
**3307B-ZZ**....for Flygt model 3127

**VGF-0772**



plastic seat housing for 3085 Flygt pumps accepts standard O-ring type seat

**VGF-0771**



bronze seat housing for 3085 Flygt Slurry pumps, machined groove for O-ring, accepts floating O-ring type seat

**VGF-3085SL**



20mm seal for Flygt 3085 Slurry viton with tungsten carbide both faces, floating O-ring seat, 39mm OD

# Pump Seals - Flygt



Flygt Model	Upper Seal	Seal Size mm	Materials	Lower Seal	Seal Size mm	Materials	O-Ring Kit
3085.172	VGf-05020	20	TC / TC / Viton	VGf-05020	20	TC / TC / Viton	OKIT-3085
3085.180	VGf-05020	20	TC / TC / Viton	VGf-05020	20	TC / TC / Viton	OKIT-3085
3085.181	VGf-05020	20	TC / TC / Viton	VGf-05020	20	TC / TC / Viton	OKIT-3085
3085.182	VGf-05020	20	TC / TC / Viton	VGf-05020	20	TC / TC / Viton	OKIT-3085
3085.280	VGf-05020	20	TC / TC / Viton	VGf-06020	20	TC / TC / Viton	OKIT-3085
3085.290	VGf-05020	20	TC / TC / Viton	VGf-06020	20	TC / TC / Viton	OKIT-3085
3085.890	VGf-05020	20	TC / TC / Viton	VGf-05020	20	TC / TC / Viton	OKIT-3085
3085.891	VGf-05020	20	TC / TC / Viton	VGf-05020	20	TC / TC / Viton	OKIT-3085
3101	VGf-17028	28	TC / TC / Buna	VGf-18028	28	TC / TC / Viton	OKIT-3101
3102	VGf-15025	25	TC / TC / Buna	VGf-15025	25	TC / TC / Viton	OKIT-3102
3126.090	VGf-21035	35	TC / TC / Buna	VGf-22035	35	TC / TC / Viton	OKIT-3126
3126.091	VGf-21035	35	TC / TC / Buna	VGf-25035	35	TC / TC / Viton	OKIT-3126
3126.180	VGf-21035	35	TC / TC / Buna	VGf-22035	35	TC / TC / Viton	OKIT-3126
3126.181	VGf-25035	35	TC / TC / Viton	VGf-25035	35	TC / TC / Viton	OKIT-3126
3126.280	VGf-21035	35	TC / TC / Buna	VGf-25035	35	TC / TC / Viton	OKIT-3126
3126.290	VGf-21035	35	TC / TC / Buna	VGf-25035	35	TC / TC / Viton	OKIT-3126
3127	VGf-25035	35	TC / TC / Viton	VGf-25035	35	TC / TC / Viton	OKIT-3127
3140	VGf-28045	45	Car / TC / Buna	VGf-29045	45	TC / TC / Viton	OKIT-3140
3152	VGf-28045	45	Car / TC / Buna	VGf-29045	45	TC / TC / Viton	OKIT-3152
3170	VGf-32060	60	Car / TC / Buna	VGf-33060	60	TC / TC / Viton	OKIT-3201
3201	VGf-32060	60	Car / TC / Buna	VGf-33060	60	TC / TC / Viton	OKIT-3201
3300.091	VGf-36090	90	TC / TC / Buna	VGf-37080	80	TC / TC / Viton	OKIT-3300
3300.181	VGf-36090	90	TC / TC / Buna	VGf-37080	80	TC / TC / Viton	OKIT-3300
3300.280	VGf-36090	90	TC / TC / Buna	VGf-37080	80	TC / TC / Viton	OKIT-3300
3300.980	VGf-36090	90	TC / TC / Buna	VGf-37080	80	TC / TC / Viton	OKIT-3300
3530	VGf-36090	90	TC / TC / Buna	VGf-39120	120	TC / TC / Viton	

Car = Carbon

Cer = Ceramic

TC = Tungsten Carbide

**NOTE : some 3085 pumps use slurry seal VGF-3085SL seen on previous page**

## Optional Griploc design



VGf-05020-GL  
VGf-15025-GL

# Pump Seals - Flygt Plug-In

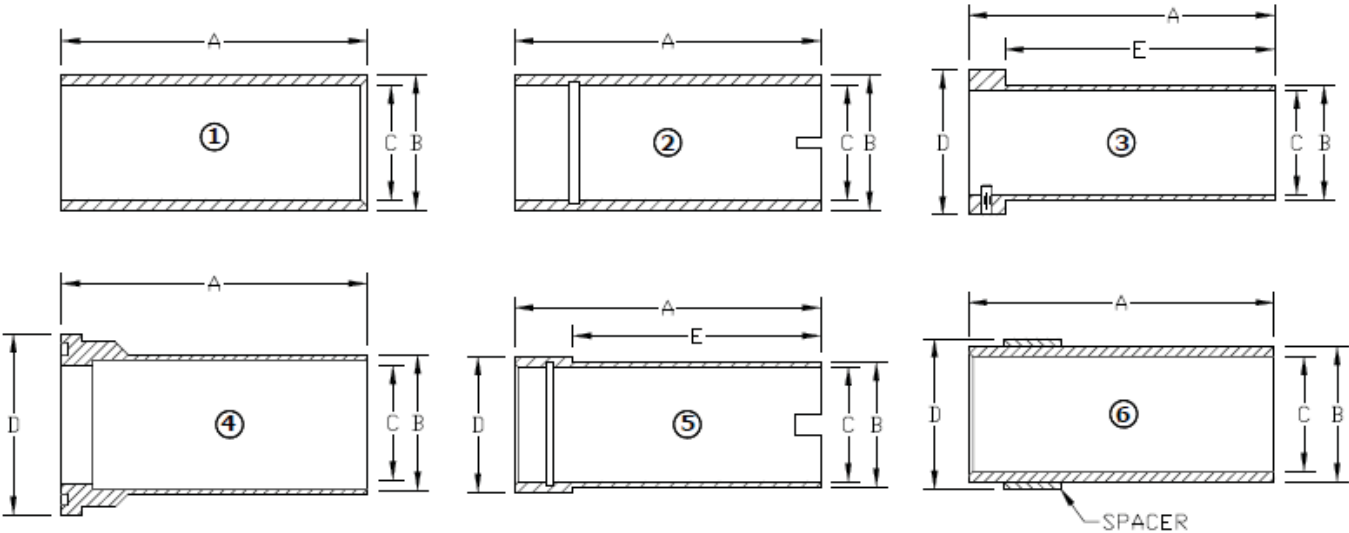
Flygt Model	Upper Seal	Seal Size mm	Materials	O-Ring Kit
2610	VG-20000	20	TC / TC / Viton // TC / Cer / Viton	OKIT-2610
2620	VG-20000	20	TC / TC / Viton // TC / Cer / Viton	OKIT-2620
2630	VG-20000	20	TC / TC / Viton // TC / Cer / Viton	OKIT-2630
2640	VG-20000	20	TC / TC / Viton // TC / Cer / Viton	OKIT-2640
2660	VG-20001	25	SC / SC / Viton // TC / Cer / Viton	
2670	VG-20002	35	TC / TC / Viton // TC / TC / Viton	OKIT-2670
3153	VG-20002	35	TC / TC / Viton // TC / TC / Viton	OKIT-3153
3171	VG-20003	45	TC / TC / Viton // TC / TC / Viton	OKIT-3171
3202	VG-20004	60	TC / TC / Viton // TC / TC / Viton	OKIT-3202
3301	VG-20005	80	TC / TC / Viton // TC / TC / Viton	OKIT-3301
4610	VG-20000	20	TC / TC / Viton // TC / Cer / Viton	OKIT-4610
4620	VG-20000	20	TC / TC / Viton // TC / Cer / Viton	OKIT-4610
4630	VG-20001	25	SC / SC / Viton // TC / Cer / Viton	OKIT-4630
4640	VG-20001	25	SC / SC / Viton // TC / Cer / Viton	OKIT-4630
4650	VG-20003	45	TC / TC / Viton // TC / TC / Viton	OKIT-4650
4660	VG-20003	45	TC / TC / Viton // TC / TC / Viton	OKIT-4650
4670	VG-20004	60	TC / TC / Viton // TC / TC / Viton	OKIT-4670
4680	VG-20004	60	TC / TC / Viton // TC / TC / Viton	OKIT-4670
5100.210	VG-20002	35	TC / TC / Viton // TC / TC / Viton	OKIT-5100
5100.211	VG-20002	35	TC / TC / Viton // TC / TC / Viton	OKIT-5100-211
5100.220	VG-20002	35	TC / TC / Viton // TC / TC / Viton	OKIT-5100
5100.221	VG-20002	35	TC / TC / Viton // TC / TC / Viton	OKIT-5100-211
5100.250	VG-20003	45	TC / TC / Viton // TC / TC / Viton	OKIT-5100-250
5100.251	VG-20003	45	TC / TC / Viton // TC / TC / Viton	OKIT-5100-250
5100.260	VG-20003	45	TC / TC / Viton // TC / TC / Viton	OKIT-5100-250
5100.261	VG-20003	45	TC / TC / Viton // TC / TC / Viton	OKIT-5100-250
5100.300	VG-20004	60	TC / TC / Viton // TC / TC / Viton	OKIT-5100-300
5100.310	VG-20004	60	TC / TC / Viton // TC / TC / Viton	OKIT-5100-300
5100.300	VG-20004	60	TC / TC / Viton // TC / TC / Viton	OKIT-5100-300
5150.310	VG-20004	60	TC / TC / Viton // TC / TC / Viton	OKIT-5150-300
5150.350	VG-20005	80	TC / TC / Viton // TC / TC / Viton	OKIT-5150-350
5150.360	VG-20005	80	TC / TC / Viton // TC / TC / Viton	OKIT-5150-350

Car = Carbon  
 Cer = Ceramic  
 SC = Silicon Carbide  
 TC = Tungsten Carbide





# Pump Sleeves




# Pump Sleeves



Acme #	A seal size	B length	C I.D.	D	Fig	Material	Notes	Ref #	Pump Used On
TA-205RP	.625	1.940	tapered	1.300	7	bronze	for Taco cartridge 1600-160RP		Taco
SB-1119	1.125	1.925	1.003	1.625	4	bronze	tapered neck, .875" internal step	953-1119RP	Taco
SB-1303	1.125	2.062	1.003	1.625	4	bronze	tapered neck, .875" internal step	951-3161BRP	Taco
SB-77208-AU	1.125	2.312	1.003	1.500	3	bronze	drive pin	756-077-208	Aurora
SB-0519	1.125	2.640	1.003	1.375	5	bronze	square neck, .875" internal step	950-519RP	Taco
SB-2356	1.125	4.550	1.003	1.250	5	SS	keyway	C23-56SS	Sta-Rite
SB-4L456	1.250	2.065	1.003	1.550	5	SS	.875" internal step	4L456	Goulds
SB-4K66	1.250	1.500	1.003	-	1	SS	.875" internal step	4K66	Goulds
SB-12510	1.250	1.218	0.998	-	1	bronze	press fit	12510	B & G
SB-619	1.250	2.195	0.998	-	1	SS	packing sleeve		Berkeley
SB-1125	1.250	2.250	0.998	-	1	bronze	press fit	425869-001	Armstrong
SB-1931-PR	1.250	2.250	0.999	-	1	SS	press fit & snap ring	19310-1	Berkeley
SB-1931-SL	1.250	2.250	1.004	-	1	SS	slip fit & snap ring	19310	Berkeley
SB-2358	1.250	2.285	1.003	-	1	SS	keyway 184JM / 215JM	C23-58	Sta-Rite
SB-69206	1.250	2.360	1.000	-	1	SS	internal step 1.060 x .450"	425869-206	Armstrong
SB-185024	1.250	2.365	1.003	-	1	bronze	slip fit	185024	B & G
SB-185025	1.250	2.365	1.003	-	1	SS	slip fit, includes .02 fl. oz. loctite	185025	B & G
SB-7547B	1.250	2.375	1.003	-	1	bronze	slip fit	05017547B	Paco
SB-7547SS	1.250	2.375	1.003	-	1	SS	slip fit	05017547B-SS	Paco
SB-87211	1.250	2.400	1.000	-	1	bronze	1.125" internal step & O-ring in I.D.	8787211	Griswold
SB-69202	1.250	2.500	1.000	-	1	SS	internal step 1.060 x .580", 143-215JM	425869-202	Armstrong
SB-12502	1.250	2.500	0.998	-	1	bronze	press fit		B & G
SB-1519A	1.250	2.500	1.003	-	2	bronze	internal O-Ring groove	2691519/A	Peerless BSE-2
SB-8976B	1.250	3.500	.998	-	1	bronze	press fit	05008976B	Paco
SB-137Q1	1.375	4.187	1.127	-	1	SS	internal steps & keyway	31965T	Goulds
SB-152125	1.500	2.125	1.000	-	1	bronze			Scot
SB-11876A	1.500	2.290	1.250		1	SS	O-ring	11876A	Gorman Rupp
SB-78208	1.500	2.437	1.378	1.867	3	bronze	drive pin	756-078-208	Aurora
SB-1171	1.500	2.110	1.379	2.000	4	bronze	tapered neck, internal step	953-1171RP	Taco
SB-150P5	1.500	2.688	1.379	2.000	4	bronze	tapered neck, internal step	951-3035 / 951-3162BRP	Taco
SB-0665	1.500	2.900	1.377	1.880	5	bronze	square neck, internal step	950-520RP / 950-665BRP	Taco
SB-1521B	1.500	3.250	1.375	1.631	5	bronze	slot & O-ring groove	2691521/B	Peerless
SB-185142	1.625	1.730	1.375	-	1	bronze		185142	B & G
SB-185143	1.625	1.730	1.375	-	1	SS		185143	B & G
SB-4K262	1.625	1.750	1.377	-	1	SS	internal step & groove in I.D.	4K262	Goulds
SB-69003	1.625	2.375	1.373	-	1	bronze	press fit, JM frame	425869-003	Armstrong
SB-69204	1.625	2.625	1.375	-	1	SS	254-326JM	425869-204	Armstrong
SB-69021	1.625	3.500	1.373	-	1	bronze	press fit, JP frame	425869-021	Armstrong
SB-162M5	1.625	3.687	1.377	-	1	bronze		2000	Allis-Chalmers
SB-185021	1.625	3.750	1.375	-	1	bronze	slip fit	185021	B & G
SB-185022	1.625	3.75	1.375	-	1	SS	slip fit	185022	B & G
SB-69222	1.625	3.750	1.375	-	1	SS	213-326JP	425869-222	Armstrong
SB-175CM1	1.750	2.320	1.500	-	1	SS	O-Ring in I.D.		
SB-18869	1.750	2.375	1.377	-	1	SS	c/w external snap ring	18869	Berkeley
SB-6451B	1.750	3.375	1.378	-	1	bronze		05016451B	Paco
SB-69023	1.750	3.500	1.373	-	1	bronze	press fit	425869-023	Armstrong
SB-2272B	1.750	4.500	1.373	-	1	bronze	press fit	05002272B	Paco
SB-187P1	1.875	2.725	1.750	2.625	4	bronze	internal step & groove in I.D., tapered neck	950-1369 / 951-3038BRP	Taco

# Rectifiers / Diodes

## Full Wave Bridge Rectifiers



for converting AC to DC  
size : 1-1/8 x 1-1/8 x 7/8" high including terminals

Acme #	Amps	Peak Reverse Volts
RE-0435	35	400
RE-0635	35	600
RE-1035	35	1000
RE-1235	35	1200
RE-1050	50	1000

maximum input voltage = PRV divided by 2.5

## Stud Style Rectifiers



10-32



1/4"  
Thread = 28



3/8"  
Thread = 24

Part # Standard Polarity	Part # Reverse Polarity	Amps	Average Volts	Stud
RE-1606	RE-1606R	16	600	10-32
RE-1612	RE-1612R	16	1200	10-32
RE-4006	RE-4006R	40	600	1/4
RE-7006	RE-7006R	70	600	1/4
RE-8506	RE-8506R	85	600	1/4
RE-4012	RE-4012R	40	1200	1/4
RE-7012	RE-7012R	70	1200	1/4
RE-8512	RE-8512R	85	1200	1/4
RE-15006	RE-15006R	150	600	3/8
RE-15010	RE-15010R	150	1000	3/8
RE-15012	RE-15012R	150	1200	3/8

# Relays

## General Purpose Relays MOST SIZES NOW DISCONTINUED

30 amp rating 1hp @120-240VAC UL & CSA listed  
relay mounting holes : 1-7/8" C.-C. 3/16" diameter

Acme #	Ref #	Coil Voltage	Coil Ohms	Contact Arrangement
<b>RE-324</b>	PRD3AYO-24	24	12	single pole, single throw
<b>RE-3120</b>	PRD3AYO-120	120	290	
<b>RE-3240</b>	PRD3AYO-240	240	1200	
<b>RE-524</b>	PRD5AYO-24	24	12	single pole, double throw
<b>RE-5120</b>	PRD5AYO-120	120	290	
<b>RE-5240</b>	PRD5AYO-240	240	1200	
<b>RE-724</b>	PRD7AYO-24	24	12	double pole, single throw
<b>RE-7120</b>	PRD7AYO-120	120	290	
<b>RE-7240</b>	PRD7AYO-240	240	1200	
<b>RE-1124</b>	PRD11AYO-24	24	12	double pole, double throw
<b>RE-11120</b>	PRD11AYO-120	120	290	
<b>RE-11240</b>	PRD11AYO-240	240	1200	



**PRD3AYO**



**PRD5AYO**



**PRD7AYO**



**PRD11AYO**

**RE-5029**  
( use C-240208HD )



Mars relay #91423  
2 pole, 40A, 208/240 VAC

**MB-6000**



relay enclosure  
heavy gauge sheet metal  
four 1/2" knockouts  
size : 5-5/16 x 3-3/8 x 3-1/8" high

# Relays / Contactors



**Quick Connects**



**Screw Terminals**

## MA-50U



"SUPR" universal potential replacement relay can be used on any split phase or refrigeration hermetic compressor up to 5hp  
 relay case size : 1-13/16" x 2-1/4" x 1-5/8" high  
 operating voltage 110-270 VAC, 1 phase  
 screw terminals, includes adapters to convert to 1/4" push on terminals

Acme # (quick connects)	Acme # (screw terminals)	Continuous Coil Voltage	Pick-Up Voltage		Drop-Out Volt. Max
			Min	Max	
MA-19163	MA-19002	170	139	153	55
MA-19164	MA-19003	395	260	275	120
MA-19165	MA-19004	332	168	182	90
MA-19166	MA-19005	395	215	225	120
MA-19167	MA-19006	420	295	315	125
MA-19168	MA-19007	502	325	345	135
MA-19169	MA-19008	332	180	193	105
MA-19170	MA-19009	253	285	305	77
MA-19171	MA-19010	420	212	232	121

## MI1



mechanical interlock  
 for Packard Brand contactors 20-40 amps  
 ref : Hartland Controls CC2-1-85A303

## Contactors



Includes lugs & screws  
 contactors meet specifications  
 for devices up to 600 VAC  
 coils, class B insulation

Acme #	Poles	Coil Voltage	Amps
C-130120	1	120	30
C-130208	1	208 / 240	30
C-13024	1	24	30
C-230120	2	120	30
C-230208	2	208 / 240	30
C-23024	2	24	30
C-240120	2	120	40
C-240208	2	208 / 240	40
C-24024	2	24	40
C-340120	3	120	40
C-340208	3	208 / 240	40
C-34024	3	24	40
C-360208	3	208 / 240	60
C-440120	4	120	40
C-440208	4	208 / 240	40
C-44024	4	24	40

## C-P6S




auxiliary switch  
 for Packard Brand contactors 30-40 amps, SPDT  
 3 quick connects  
 ref : Hartland Controls HCCY1C300VQ303




# Reliance

**RS-5401**



2 sets of contacts hole 1-7/8"  
 mounting holes : 3-1/4 & 2-5/8" C.-C.  
 top : 7 quick connects  
 bottom : 4 quick connects, 2 bolts

**RS-5403**



3 sets of contacts hole 1-5/8"  
 mounting holes : 2-1/8 & 3-1/4 C.-C.  
 top : 8 quick connects  
 bottom : 5 quick connects, 3 bolts  
 plate : 3-9/16 x 3-5/16

**RS-5404**



1 set of contacts hole 1-5/8"  
 mounting holes : 2-1/8 & 3-1/4" C.-C.  
 plate : 3-9/16 x 3-5/16"

**RS-5400**



2 sets of contacts (5/16" diameter)  
 mounting holes : 2-11/16" C.-C.

**RS-5402**



2 sets of contacts  
 overall size : 4-3/8 x 4-1/2"  
 top : 2 quick connects, bottom : 2 quick connects

**602462-4A**



3600 rpm centrifugal mechanism  
 .980" metal backplate I.D.  
 3.000 O.D.

**TS-24**



dustite switch  
 mounting holes : 1-5/8 x 7/8" C.-C.

**RS-7100**



1 set of contacts (5/16" diameter)  
 mounting holes : 1-13/16 & 3-1/4" C.-C.  
 top : 8 quick connects  
 bottom : 2 bolts, 8 quick connects + links

**O-Ring Kits**



**OKIT-180TY**  
**OKIT-210TY**  
**OKIT-250TY**

# Reversing Switches

**BAS-248**



ref # R98-14  
mounting holes : 2-3/4" C.-C.

**DOS-18**



2 sets of contacts  
mounting holes : 1-13/16 x 2-3/4" C.-C.

## Reversing Drum Controls



forward-off-reverse  
6 stationary  
maintained contacts  
CSA & UL approved

Acme #	Horsepower Rating						
	Single Phase		Polyphase			DC	
	115V	230V	115V	230V	440-550V	115V	230V
<b>RS-1A</b>	1-1/2	2	For Single Phase Only			1/4	1/4
<b>RS-1</b>	1-1/2	2	2	2	1	1/4	1/4
<b>* RS-1M</b>	1-1/2	2	2	2	1	1/4	1/4
<b>RS-2</b>	1-1/2	2	2	2	2	1	1
<b>RS-5</b>	2	3	3	5	7-1/2	2	2

\* momentary only  
Note : do not use with instant reverse motors

### Nylon Handles For Above Drum Switches



**HA-1** for RS-1, RS-1A & RS-1M  
**HA-3** for RS-2 & RS-5

### Metal Handles For Above Drum Switches



**RS-1221H** for RS-1, RS-1A & RS-1M  
\*\*no metal handle available for RS2 or RS-5

## Solid State - Macro Start

# Sorry, this product line has been discontinued

Acme #	Max Start Winding Current	Start Winding Voltage	Time Range	Fig
MRC-2031	20	115	1/3	1
MRC-2051	20	115	1/2	1
MRC-2011	20	115	1	1
MRC-2032	20	230	1/3	1
MRC-2052	20	230	1/2	1
MRC-2012	20	230	1	1
MRC-3051	30	115	1/2	1
MRC-3011	30	115	1	1
MRC-3052	30	230	1/2	1
MRC-3012	30	230	1	1
MRC-6051	60	115	1/2	2
MRC-6011	60	115	1	2
MRC-6052	60	230	1/2	2
MRC-6012	60	230	1	2



**Fig 1**  
Macro Start Solid State Motor Starter  
1-1/2 x 1-1/2 x 9/16"



**Fig 2**  
Macro Start Solid State Motor Starter  
+ Relay For Larger HP Motors

### Examples of recommended applications for different time ranges

- |                   |  |
|-------------------|--|
| 1/3 Second Switch | pump and compressor applications and motors with low inertia load  |
| 1/2 Second Switch | waste disposers and fans or high load applications with capacitor-type motors or low inertia load split-phase motors |
| 1 Second Switch   | capacitor-type motors and split-phase motor applications starting under high inertia load conditions                 |

# Solid State - Samusco



**Type 1**  
1/4" quick connects  
30mm x 30mm x 20mm  
including terminals  
4mm hole for mounting

**Type 2**  
1/4" quick connects  
37mm x 54mm x 34mm  
mtg. holes : 56mm c.-c.

**Type 3**  
lead wires  
35mm x 49mm x 30mm

**Type 4**  
screw terminals  
38mm x 50mm x 30mm



**Type 5**  
1/4" quick connects  
39mm x 54mm x 17mm  
mtg. holes : 47mm c.-c.

Acme #	Type of Motor	HP Range	Start Winding Voltage VAC	Type
ECS-112-PS	Split Phase	0.12 - 1	100 - 120	1
ECS-125-PS	Split Phase	0.5 - 3	100 - 120	1
ECS-112-P	Capacitor Start (& Run)	0.12 - 1	100 - 120	1
ECS-125-P	Capacitor Start (& Run)	0.5 - 3	100 - 120	1
ECS-124-L	Capacitor Start (& Run)	0.5 - 3	100 - 120	3
ECS-225-P	Capacitor Start (& Run)	0.5 - 5	208 - 230	2
ECS-224-L	Capacitor Start (& Run)	0.5 - 5	208 - 230	3
ECS-225-T	Capacitor Start (& Run)	0.5 - 5	208 - 230	4
ECS-250PH	Capacitor Start (& Run)	1 - 7.5	208 - 230	5

Please go to [www.samuscoelectric.com](http://www.samuscoelectric.com) for more information including wiring diagrams

## Solid State - Isovolt

# Sorry, this product has been discontinued



### ISO-5

Works on ANY motor up to 5hp (4kw) with 120V start winding

Physical size of block : 41 x 26 x 80mm including metal mtg plate  
mtg holes : 71mm c.-c.

### **UNIVERSAL - FOR ANY SINGLE PHASE MOTOR WITH 120V START WINDING**

The smart replacement for any centrifugal switch used on any motor type, voltage, power, RPM and frequency.

### **ADVANCED FEATURES**

Every startup time is mathematically calculated as a function of the motor type, voltage and loading condition.

On high cycling condition (ON/OFF/ON) the motor coasting speed is measured, avoiding any unnecessary startup.

Problems associated with RPM tolerance, mechanical and electrical fatigue, vibration, humidity, dust, etc. are eliminated, avoiding erratic motor startups.

If there is a motor-locked condition during startup for more than 0.5s, the start circuit opens, avoiding motor overheats or burn out.

If there is a motor-locked condition during normal operation, it will not be restarted unless the operator turns off the motor, finds and fixes the problem and turns it on again. This will avoid motor overheats or burn outs that would otherwise occur due to a mechanical centrifugal switch trying to restart the motor.



# Solid State - Sinpac

Acme #	Motor Type	Mfg. #	Catalogue #	Start Winding Voltage	Amp Rating	Max FLA	Max HP	Cut Out Voltage	Cut In Voltage	Type
AP-21016-130	Capacitor Start	4-7-21016-11-UA1	CV-16-130	115	16	8/4	1/2	130	29	11
AP-21016		4-7-21016-11-U01	CV-16-165	115	16	8/4	1/2	165	37	11
AP-21025		4-7-21025-11-U01	CV-25-165	115	25	12/6	1	165	37	11
AP-21040-130		4-7-21040-11-UA1	CV-40-130	115	40	20/10	2	130	29	11
AP-21040-147		4-7-21040-11-UB1	CV-40-147	115	40	20/10	2	147	37	11
AP-21040		4-7-21040-11-U01	CV-40-165	115	40	20/10	2	165	37	11
AP-21050		4-7-21050-12-U01	CV-50-165	115	50	25/12.5	3	165	37	12
AP-22035		4-7-22035-15-U01	2CV-35-310	230	35	17.5	3	310	70	15
AP-22050-260		4-7-22050-15-UC1	2CV-50-260	230	50	25	5	260	70	15
AP-22050	4-7-22050-15-U01	2CV-50-310	230	50	25	5	310	70	15	
AP-72035-260	Cap Start/ Cap Run	4-7-72035-15-UC1	2VR-35-260	230	35	17.5	3	260	70	15
AP-72035		4-7-72035-15-U01	2VR-35-310	230	35	17.5	3	310	70	15
AP-72050-260		4-7-72050-15-UC1	2VR-50-260	230	50	25	5	260	70	15
AP-72050		4-7-72050-15-U01	2VR-50-310	230	50	25	5	310	70	15

**Selection Procedure - Motor HP ratings are typical. For an accurate selection procedure, measure start winding current during a normal start or at locked rotor and select a SINPAC switch with higher maximum current rating than that measured**

1. Be sure switch series matches motor type.
  2. Be sure switch voltage rating matches auxiliary (start) winding voltage rating.
  3. Selection can be based on actual measurement of start capacitor current or two times the motor nameplate FLA rating.
  4. Switch current rating must match or exceed the motor start capacitor current requirements. Always select a SINPAC switch with the next higher current rating for :
    - a) High cycling applications.
    - b) Long acceleration time.
    - c) High ambients: Greater than 55 Celcius
  5. To assure proper motor operation, the voltage across the start winding must reach the SINPAC switch cut out voltage for capacitor start and cut in for split phase between 70% to 85% of motors synchronous speed.
- CAUTION :** SINPAC switches are line voltage compensated. Changes in the line voltage will not effect system operation unless an over-load condition causes reduced running speed along with reduced voltage on the start winding.
6. Higher current switches can be used in place of lower rated switches of the same series.



Type 11 : 1-7/8 x 1-3/8 x 7/8" high  
mounting holes : 2-3/16" C.-C.



Type 12 : 1-7/8 x 1-3/4 x 7/8" high  
mounting holes : 2-3/16 & 2-3/16" C.-C.



Type 15 : 3-3/8 x 1-7/8"

# Solid State - Sinpac

Acme #	Motor Type	Mfg. #	Cat. #	Start Winding Voltage	Amp Rating	Max FLA	Max HP	Cut Out Voltage	Cut In Voltage	Type
AP-71040-130	Cap Start/ Cap Run	4-7-71040-12-UA1	VR-40-130	115	40	20/10	2	130	30	12
AP-71040-147		4-7-71040-12-UB1	VR-40-147	115	40	20/10	2	147	37	12
AP-71040		4-7-71040-12-U01	VR-40-165	115	40	20/10	2	165	37	12
AP-71040-180-12		4-7-71040-12-UD1	VR-40-180	115	40	20/10	2	180	50	12
AP-71050-130		4-7-71050-12-UA1	VR-50-130	115	50	25/12.5	3	130	30	12
AP-71050-147		4-7-71050-12-UB1	VR-50-147	115	50	25/12.5	3	147	45	12
AP-71050		4-7-71050-12-U01	VR-50-165	115	50	25/12.5	3	165	37	12
AP-51025	Instant Reverse Cap Start	4-7-51025-15-U01	IR-25-165	115	25	12/6	1/2	165	37	15
AP-51040-130		4-7-51040-15-UA1	IR-40-130	115	40	20/10	2	130	29	15
AP-51040-147		4-7-51040-15-UB1	IR-40-147	115	40	20/10	2	147	33	15
AP-51040		4-7-51040-15-U01	IR-40-165	115	40	20/10	2	165	37	15
AP-81040-130	Instant Reverse Cap Start / Cap Run	4-7-81040-15-NA1	IVR-40-130	115	40	20/10	2	130	30	15
AP-81040-147		4-7-81040-15-UB1	IVR-40-147	115	40	20/10	2	147	30	15

**Selection Procedure - Motor HP ratings are typical. For an accurate selection procedure, measure start winding current during a normal start or at locked rotor and select a SINPAC switch with higher maximum current rating than that measured**

1. Be sure switch series matches motor type.
2. Be sure switch voltage rating matches auxiliary (start) winding voltage rating.
3. Selection can be based on actual measurement of start capacitor current or two times the motor nameplate FLA rating.
4. Switch current rating must match or exceed the motor start capacitor current requirements. Always select a SINPAC switch with the next higher current rating for :
  - a) High cycling applications.
  - b) Long acceleration time.
  - c) High ambients: Greater than 55 Celcius
5. To assure proper motor operation, the voltage across the start winding must reach the SINPAC switch cut out voltage for capacitor start and cut in for split phase between 70% to 85% of motors synchronous speed.
 

**CAUTION** : SINPAC switches are line voltage compensated. Changes in the line voltage will not effect system operation unless an overload condition causes reduced running speed along with reduced voltage on the start winding.
6. Higher current switches can be used in place of lower rated switches of the same series.



Type 12 : 1-7/8 x 1-3/4 x 7/8" high  
mounting Holes : 2-3/16 & 2-3/16" C.-C.



Type 15 : 3-3/8 x 1-7/8"

# Switches - Push Button



Plastic Push Button

Dimensions Refer to Body of The Switch Only

Acme #	Poles	Amps AC 125/250V	Contacts	Terminal Type	Dimensions L x W x D
TS-2063	single	6/3	normally open, momentary contact	screw	7/8 x 9/16 x 3/8"
TS-2064	single	6/3	normally closed, momentary contact	screw	7/8 x 9/16 x 3/8"



Plastic Push Button

Acme #	Poles	Amps AC 125V	Contacts	Terminal Type	Dimensions Dia. X Depth
TS-2066	single	3/4	normally closed, off when button is in	screw	11/16 x 7/8"



Metal Push Button

Acme #	Poles	Amps AC 125V	Contacts	Terminal Type	Dimensions L x W x D
TS-2067	single	6	push on - push off	6" wire	1 x 5/8 x 9/16"



Slide Switch

Acme #	Poles	Amps AC 125/250V	Contacts	Terminal Type	Dimensions L x W x D
TS-2069	single	10/5	on-off	solder	7/8 x 9/16 x 5/16"

# Switches - Toggle



Fig. 1



Fig. 2



Fig. 3



Fig. 4



Fig. 5



Fig. 6



Fig. 7 (reversing switch)

Acme #	# of Terminals	# of Poles	AC Amps 125 / 220V	HP	Handle Postions	Terminal Type	Dimensions L x W x H	Fig.
TS-2059	2	1	6/3		On-Off	6" wire	1 x 1/2 x 9/16	1
TS-2110	2	1	20/10	1-1/2	On-Off	1/4" Q.C.	7/8 x 9/16 x 5/8	2
TS-2112	3	1	20/10	1-1/2	On-Off-On	1/4" Q.C.	7/8 x 9/16 x 5/8	2
TS-2054	2	1	20/10	3/4	On-Off	screw	1-1/8 x 9/16 x 5/8	3
TS-2080	2	1	20/10	3/4	On-Off	1/4" Q.C.	1-1/8 x 9/16 x 5/8	3
TS-2136	2	1	20/10	3/4	(On)-Off	screw	1-1/8 x 9/16 x 5/8	3
TS-2083	3	1	20/10	3/4	On-On	1/4" Q.C.	1-1/8 x 5/8 x 5/8	3
TS-2055	3	1	20/10	3/4	On-Off-On	screw	1-1/8 x 9/16 x 5/8	3
TS-2081	3	1	20/10	3/4	On-Off-On	1/4" Q.C.	1-1/8 x 9/16 x 5/8	3
TS-2085	3	1	10@230V	3/4	(On)-Off-(On)	screw	1-1/8 x 5/8 x 5/8	3
TS-2052	4	2	16/8	1	On-Off	screw	1-7/8 x 13/16 x 11/16	4
TS-2088	4	2	15/10	1/2	On-Off-On	screw	1-5/16 x 3/4 x 3/4	7
TS-2125	6	2	15/10	1/2	(On)-Off-(On)	1/4" Q.C.	1-5/16 x 3/4 x 3/4	7
TS-2053	4	2	20/10	1-1/2	On-Off	screw	2-1/4 x 1 x 13/16	4
TS-2056	4	2	20/10	1-1/2	On-Off	screw	1-5/16 x 3/4 x 13/16	5
TS-2078	4	2	20/10	1-1/2	On-Off	1/4" Q.C.	1-5/16 x 3/4 x 13/16	5
TS-2062	4	2	20@230V	1-1/2 / 2	On-Off	screw	2-5/8 x 1-5/16 x 1-1/16	6
TS-2049	4	2	20/10	1-1/2	(On)-Off	screw	1-5/16 x 3/4 x 7/8	5
TS-2111	6	2	20/10	1-1/2	On-On	screw	1-5/16 x 3/4 x 3/4	5
TS-2138	6	2	15/10		(On)-On	screw	1-5/16 x 3/4 x 15/16	5
TS-2057	6	2	20/10	1-1/2	On-Off-On	screw	1-5/16 x 3/4 x 3/4	5
TS-2082	6	2	20/10	1-1/2	On-Off-On	1/4" Q.C.	1-5/16 x 3/4 x 3/4	5
TS-2071	6	2	20/10	1-1/2	(On)-Off-On	screw	1-5/16 x 3/4 x 15/16	5
TS-2135	6	2	20/10	1-1/2	(On)-Off-On	1/4" Q.C.	1-5/16 x 3/4 x 13/16	5
TS-2070	6	2	20/10	1-1/2	(On)-Off-(On)	screw	1-5/16 x 3/4 x 15/16	5
TS-2118	6	3	10@250	3/4	On-Off	screw	1-7/16 x 1-5/16 x 1	5
TS-2060	9	3	15/10	1 / 3/4	On-On	screw	1-7/16 x 1-5/16 x 1	5
TS-2061	9	3	15/10	3/4	On-Off-On	screw	1-7/16 x 1-1/2 x 1	5

( ) denotes momentary action  
Q.C. = quick connects (push-on terminals)

# Switches - Miscellaneous

**TSB-280**



rubber boot

**TSP-281**



metal on-off plate  
for toggle switches

**TSC-73200**



metal toggle switch protective  
flip up cover

**TS-2079**

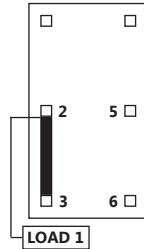


toggle switch  
screw terminals  
3/4hp rating  
15A@125V / 10A@250V  
body : 1-3/8 x 3/4 x 1"

**Position 1**  
Off

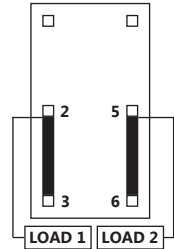


**Position 2**  
T2-T3 On



**Position 3**  
T2-T3 On

T5-T6 momentary on



\* load 2 is momentary on

**TS-2126**



SPST on-off rocker switch  
3/4hp 16A 125VAC  
3/4hp 10A 250VAC, 2 terminals  
approx. base size : 1/2 x 15/16"

**TS-2076**



fits Rigid pipe threads  
on-off-on, 2-speed or fwd/rev.  
30A @125V / 20A @250V  
body : 2-7/8 x 1-13/16 x 1-15/16"

**TS-2115**



DPST, on-off safety switch  
removable lock, 4 terminals  
20A @ 125-277VAC 1hp rating  
fits rectangular hole .80 x 1-7/16"

**TS-2127**



DPST on-off rocker switch  
16A 125/250 VAC / 10A 28VDC  
4 terminals, ref. # 260011E  
approximate base size : 7/8 x 7/8"

**TS-2134**



SPDT on-off-on rocker switch  
16A 125VAC  
10A 250VAC, 3 terminals  
approx. base size : 1/2 x 15/16"

**TPC-1031**



pull chain switch, 1 speed  
on-off SPST, 6A/125VAC

**TPC-1033**



pull chain switch, 2-speed  
off-on-on, 6A/125VAC

**TPC-1034**



pull chain switch, 3 speed  
off-on-on-on, 6A/125VAC

**TS-2133**



DPDT on-off-on rocker switch  
16A 125/250 VAC / 10A 28VDC  
6 terminals, ref. # 260411E  
approximate base size: 7/8 x 7/8"



# Switches - Tool / Misc

**CS-520**



**"CHERRY"** micro switch, 3 quick connects  
1 circuit normally open, 1 circuit normally closed  
21A @ 1HP 120VAC / 2HP 230VAC  
body : 1-1/8 x 5/8 x 7/16" thick, mounting holes : 15/16" C.-C.

**TS-2089**



fits Makita cordless drills  
8669K1, Makita #651851-0  
on-off, fwd/reverse  
12A @12VDC

# Switches - Tool



Fig. 2

Acme #	Fig	Ref #	Amp Rating 125V	Body L x W x H	Lock	220V
TS-2030	2	8307K2 / PT2A21B	22	1-7/8 x 27/32 x 31/32"		X
TS-2029	2	8307K1 / PT2A1A11B	22	1-7/8 x 27/32 x 31/32"	X	X

# Syncrosnap



Acme #	Metal Backplate		Plastic Spool		RPM	Motor Commonly Used On
	I.D.	O.D.	I.D.	O.D.		
<b>WESM80-17</b>	.637	2.780	1	2-3/8	1725	Westinghouse
<b>WESM103-17</b>	.688	2.780	1-1/4	2-3/8	1725	Westinghouse
<b>DOSM3-17</b>	.729	2.600	1-1/8	2-1/4	1725	Doerr
<b>LESM610-34</b>	.737	2.600	1-1/8	2-1/4	3450	Leeson
<b>LESM611-17</b>	.737	2.600	1-1/8	2-1/4	1725	Leeson
<b>LESM613-11</b>	.737	2.600	1-1/8	2-1/4	1140	Leeson
<b>FSM58-34</b>	.750	2.600	1	2-3/8	3450	Franklin
<b>FSM57-17</b>	.750	2.600	1	2-3/8	1725	Franklin
<b>FSM65-2</b>	.750	2.600	1-1/8	2-1/4	3450/1725	Franklin
<b>BASM261-17</b>	.805	2.600	1-1/8	2-1/4	1725	Baldor
<b>BASM259-34</b>	.805	2.600	1-1/8	2-1/4	3450	Baldor
<b>LSSM800-34</b>	.812	2.600	1-1/8	2-1/4	3450	Leroy Somer
<b>LSSM801-17</b>	.812	2.600	1-1/8	2-1/4	1725	Leroy Somer
<b>DOSM9-17</b>	.815	2.600	1-1/8	2-3/4	1725	Doerr
<b>DOSM8-34</b>	.869	2.600	1-1/8	2-1/4	3450	Doerr
<b>GSM490-17</b>	.869	2.600	1-1/8	2-1/4	1725	GE
<b>DOSM20-34</b>	.869	2.600	1-1/8	2-3/4	3450	Doerr
<b>LESM612-17</b>	.869	2.600	1-1/8	2-3/4	1725	Leeson
<b>DOSM10-17</b>	1.050	3.560	1-3/4	2-7/8	1725	Doerr
<b>LESM619-17</b>	1.125	2.785	1-1/4	3	1725	Leeson
<b>LESM621-34</b>	1.125	2.785	1-1/4	3	3450	Leeson
<b>LSSM808-11</b>	1.125	3.560	1-3/4	2-7/8	1140	Leroy Somer
<b>BASM264-17</b>	1.125	3.560	1-3/4	3-11/16	1725	Baldor
<b>BASM263-34</b>	1.125	3.560	1-3/4	3-11/16	3450	Baldor
<b>MSM49-34</b>	1.127	3.560	1-3/4	2-7/8	3450	Marathon
<b>GSM480-17</b>	1.127	3.560	1-3/4	2-7/8	1725	GE
<b>DOSM29-17</b>	1.250	3.560	1-3/4	2-7/8	1725	Doerr

# Syncrosnap



Acme #	Metal Backplate		Plastic Spool		RPM	Motor Commonly Used On
	I.D.	O.D.	I.D.	O.D.		
<b>LESM614-11</b>	1.325	3.560	1-3/4	2-7/8	1140	Leeson
<b>LESM617-17</b>	1.325	3.560	1-3/4	2-7/8	1725	Leeson
<b>GSM486-17</b>	1.352	3.560	1-3/4	3-1/4	1725	GE
<b>BASM258-17</b>	1.375	3.560	1-3/4	3-1/2	1725	Baldor
<b>BASM265-34</b>	1.375	3.560	1-3/4	3-1/2	3450	Baldor
<b>LSSM805-34</b>	1.443	3.560	1-3/4	2-7/8	3450	Leroy Somer
<b>MSM46-17</b>	1.475	3.560	1-3/4	2-7/8	1725	Marathon
<b>MSM47-11</b>	1.475	3.560	1-3/4	2-7/8	1140	Marathon
<b>GSM488-17</b>	1.605	3.560	1-3/4	3-1/4	1725	GE

Acme #	Type	Backplate		Spool		RPM
		I.D.	O.D.	I.D.	O.D.	
<b>DOSM24-17</b>	1	.869	2.600"	7/8	2"	1725
<b>DOSM27-17</b>	1	.737	2.600"	3/4	2-1/4"	1725



**Extended Spool**

# Terminal Blocks

Terminal blocks come complete with brass nuts, washers, and links for wye or delta connection. All are 600 volts (operating voltage).



Acme #	# of Studs	Length mm	Width mm	Mtg. Holes C.-C. mm	Stud Dia. mm	Amp Rating
TBLOCK-3X	6	40	25	12-18	4	16
TBLOCK-5	6	56	36	16-23	5	25
TBLOCK-6	6	70	45	23-28	6	60
TBLOCK-8	6	95	60	29-39	8	100
TBLOCK-9	6	115	70	40-47	10	160
TBLOCK-12	6	125	80	40-49	12	250
TBLOCK-14	6	145	90	45-61	14	280
TBLOCK-16	6	165	105	52-74	16	315

\*\*stud size may vary

\*\*ALL INFORMATION ABOUT AMP RATING IS ACCORDING TO MANUFACTURER\*\*



# Test Clips



Fig. 1



Fig. 2



Fig. 3



Fig. 4

Acme #	Mueller Ref #	Fig.	Amps	Overall Length	Type	Red Insulator #	Black Insulator #	Green Insulator #
AC-1	60-S	1	10	2"	Steel - Screw	ACI-1R	ACI-1B	
AC-1C	60-CS	1	10	2"	Copper - Screw	ACI-1R	ACI-1B	
AC-1S	60	1	10	2"	Steel - Solder	ACI-1R	ACI-1B	
AC-2	85	2	10	2-1/8"	Steel - Screw	ACI-2R	ACI-2B	
AC-2C	85-C	2	10	2-1/8"	Copper -Screw	ACI-2R	ACI-2B	
AC-3B	63	3	10	2-1/4"	Steel - Screw		Insulated	
AC-3R	63	3	10	2-1/4"	Steel - Screw	Insulated		
AC-4B	63	3	10	2-1/4"	Copper - Screw		Insulated	
AC-4R	63	3	10	2-1/4"	Copper - Screw	Insulated		
TC-1	48-B	4	10	2"	Steel - Screw	TCI-1R	TCI-1B	
TC-1C	48-C	4	20	2"	Copper - Screw	TCI-1R	TCI-1B	
TC-2	27-S	4	20	2-7/16"	Steel - Screw	TCI-2R	TCI-2B	TCI-2G
TC-2C	27-C	4	40	2-7/16"	Copper - Screw	TCI-2R	TCI-2B	TCI-2G
TC-3	24-A	4	25	2-7/8"	Steel - Screw	TCI-3R	TCI-3B	TCI-3G
TC-3C	25-C	4	75	2-7/8"	Copper - Screw	TCI-3R	TCI-3B	TCI-3G
TC-4	21-A	4	50	4-1/2"	Steel - Screw	TCI-4R	TCI-4B	TCI-4G
TC-4C	21-C	4	100	4-1/2"	Copper - Screw	TCI-4R	TCI-4B	TCI-4G
TC-5	11-A	4	100	6"	Steel - Lug	TCI-5R	TCI-5B	TCI-5G
TC-5C	11-C	4	200	6"	Copper - Lug	TCI-5R	TCI-5B	TCI-5G
TC-6C	33-C	4	300		Copper - Lug	TCI-6R	TCI-6B	

## LARGE INSULATED WELDING CLIP

**BU-102WB**      **Black**

**BU-102WR**      **Red**

solder lug connection can be made with up to 0 AWG wire  
6.5" long x 1.2" thick x 4.4" high, jaw opens 1.6" max.

handle is glass filled nylon, 400A rating

RoHS compliant



# Torq

**DOS-19C** ( aftermarket, 5/16" contacts)




2 sets of contacts  
mounting holes : 2-11/16" C.-C.  
backplate : 2-1/2 x 3-1/2", hole I.D. : 1-11/16"

**BAS-5181**




Torq switch  
2 sets of contacts  
mounting holes : 2-11/16" C.C.  
backplate : 2-1/2 x 3-1/2", hole I.D. : 1-11/16"

**MS-7**



4 sets of contacts  
mounting holes : 2-5/8" C.-C.  
backplate : 2-1/2 x 3-1/2"  
hole I.D. : 1-11/16"

**LES-602**



2 sets of contacts  
mounting holes : 2-11/16" C.-C.  
backplate : 3-1/16 x 3-1/2"  
hole I.D. 1-15/16"

**GS-310**



2 sets of contacts  
mounting holes : 2-3/4 & 3-3/8" C.-C.  
backplate : 3-1/4 x 3-13/16"  
hole I.D. : 2-1/4"

**BAS-251**



2 sets of contacts  
mounting holes : 2-1/2" C.-C.

**USS-5100**



2 sets of contacts  
mounting holes : 3-1/16" C.-C.  
top : 2 quick connects

**USS-5101**



1 set of contacts  
mounting holes : 3-3/16 & 2-3/4" C.-C.  
top : 2 quick connects

**USS-5102**



1 set of contacts  
mounting holes : 3-1/16" C.-C.  
top : 2 quick connects

**S-6013**

( Off-Shore )



1 set of contacts  
mounting holes : 2-1/16 C.-C.  
plate : I.D. 7/8, O.D. 2-7/16"

# Universal

## Self-Aligning Bearings

A



B



D



Part #	Fig.	I.D.	O.D.	Length
<b>UB-1067</b>	B	1/4	5/8	15/32
<b>UB-1068</b>	B	5/16	5/8	15/32
<b>UB-1065</b>	A	3/8	1	41/64
<b>SA-312</b>	D	3/8	3/4	7/16
<b>UB-1066</b>	A	1/2	1	41/64

**sold individually**

Part #	Diameter	I.D.
<b>UR-1182</b>	2-1/2	1-9/16



rubber mount with steel ring

# U.S. Motors

**USS-5100**



2 sets of contacts  
mounting holes : 3-1/16" C.-C.  
top : 2 quick connects

**USS-5101**



1 set of contacts  
mounting holes : 3-3/16 & 2-3/4" C.-C.  
top : 2 quick connects

**USS-5102**



**NEW style replacement switch**

1 set of contacts  
mounting holes : 3-1/16" C.-C.  
top : 2 quick connects

**GS-310**



2 sets of contacts  
mounting holes : 2-3/4 & 3-3/8" c.-c.  
plate size : 3-7/8 x 3-1/4", hole I.D. : 2-1/4"

**USF-360240** 7/8" X 6-3/4"

**USF-360985** 7/8" X 8"

**USF-360276** 1-1/8" X 6-3/4"

**USF-362253** 1-5/8" X 10-1/2"

**USF-362254** 1-7/8" X 13-1/4"



plastic external cooling fan  
clamp type

**USF-399405** 7/8 x 9" (key)

**USF-378427** 1-1/8 x 9-3/8"

**USF-347273** 1-1/4 x 9"

**USF-347274** 1-1/4 x 10-1/2"

**USF-171602** 1-1/4 x 11"

**USF-370427** 1-3/8 x 8-1/4"

**USF-370428** 1-3/8 x 11" (key)



plastic external cooling fan  
clamp type

**USF-141809**



plastic external cooling fan  
11/16 x 5-5/8" (with key)

**USF-375606**



plastic external cooling fan  
2-1/8 x 8-1/2"

**USFC-299234**



6-5/8" plastic fan cover  
ref # 343740

**LED1038**



common overload seen in 10hp  
US Motors




# Weg

**WGS-8200**




1 set of contacts  
mounting holes : 2" C.-C.  
1" overload hole

**WGS-8201**



1 set of contacts  
mounting holes : 2" C.-C.  
1-1/4" overload hole

**WGS-8202**



2 sets of contacts  
mounting holes : 2-1/16" C.-C.  
plate size : 3-1/2 x 2-5/8

**WGS-8203**



2 sets of contacts  
mounting holes : 3" C.-C.  
plate size : 4 x 3-3/4

**WGS-8204**



2 sets of contacts  
mounting holes : 2" C.-C.  
1-1/4" overload hole

**WGS-8205**



2 sets of contacts, normally open  
mounting holes : 1-9/16" C.-C.

**WGS-8207**



1 set of contacts, normally open  
mounting holes : 1-9/16" C.-C.




**Rotating Mechanism**

Part #	RPM	I.D.	O.D.
<b>WGSM830-34</b>	3450	16mm	59mm
<b>WGSM835-17</b>	1725	16mm	59mm
<b>WGSM831-34</b>	3450	18mm	59mm
<b>WGSM832-17</b>	1725	18mm	59mm
<b>WGSM833-17</b>	1725	30mm	86mm
<b>WGSM834-34</b>	3450	30mm	86mm



# Weg

## Plastic Cooling Fans



Part #	Type	I.D. mm	O.D. mm	Ref #'s	
WGF-8700	A	12	120	0800 0727	FNP0714P
WGF-8707	A	15	130	0800 0816	6854 2493 FNP0804P
WGF-8706	A	14.9	155	6484 5594	0800 0913 FNP056TES
WGF-8701	A	17	155	0800 0913	6854 2494 FNP0904P
WGF-8708	B	21	135	0800 0573	0800 0565 FNP056DP
WGF-8705	A	23	180	0800 1014	6854 2495 FNPW1804P
WGF-8712	A	28	150	0800 1120	6854 2479 FNP1802PW21
WGF-8702	A	28	190	0800 1138	FNP1806PW21
WGF-8703	A	30	230	0800 1332	FNP2106PW21
WGF-8713	C	30	170	0800 1324	6854 2482 FNP2102PW21
WGF-8721	C	34	135	0800 6814	0800 6806 FNP080SA
WGF-8722	D	35	185	0380 1322	FNP180DP
WGF-8714	C	44	150	6524 6376	6854 1679 FNP2502PW21
WGF-8704	C	44	225	6524 6830	6854 2485 FNP2504PW21
WGF-8717	C	50	150	6524 7380	FNP2802PW21
WGF-8718	C	50	230	6524 7720	6854 2487 FNP2804PW21
WGF-8716	C	55	175	6524 8433	6854 2488 FNP3202PW21
WGF-8715	C	55	260	6524 8999	6854 1680 FNP3204PW21

## Fan Covers



Part #	O.D. mm	Frame
WGFC-8800	185	56
WGFC-8801	180	143/5
WGFC-8802	220	182/4
WGFC-8803	255	213/5

# Wiring Accessories

All Items On This Page Sold In Packs Of 100 Pcs.

## Ring Terminals



Vinyl Insulated

Acme #	Wire Range	Stud Size	Colour
WA-3100	16-14	8	blue
WA-3101	16-14	10	blue
WA-3110	16-12	10	yellow
WA-3102	16-14	10	uninsulated
WA-3120	16-12	1/4"	yellow
*WA-3130	12-10	3/8"	yellow

WA-3130 sold in packs of 60 pcs.

## Butt Connectors



Vinyl Insulated

Acme #	Wire Range	Max. Wire Dia.	Colour
WA-3000	22-18	.145"	red
WA-3005	16-14	.175"	blue
WA-3010	12-10	.255"	yellow

## Flag Terminals



Acme #	Description
A-3605	1/4" uninsulated
*A-3606	1/4" uninsulated
WA-3210	1/4" insulated
A-3604	3/16" uninsulated

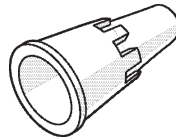
\* for #10-12 wire

## Straight Connectors



Acme #	Description
A-3673	1/4" uninsulated
WA-3200	1/4" insulated

## Closed-End Connectors



Crimp Style, Insulated

Acme #	Wire Range
WA-3400	22-14
WA-3405	22-12

## Cable Ties



Natural Colour

Acme #	Length
WA-3305	5-3/8"
WA-3310	7-1/4"
WA-3320	8"
WA-3315	11-1/2"

## MS-24



1/4" terminal

## Wire Connectors



Acme #	Colour
WA-3622	gray
WA-3621	blue
WA-3600	orange
WA-3601	yellow
WA-3602	red

## WA-UBS8



open terminal  
16-14 wire size, 0.281" stud size